



YIWU JIAOYU JIAOKESHU  
YINGYU

英语

三年级 上册

义务教育  
教科书



全国优秀教材一等奖

义务教育教科书

# 英语

(三年级起点)

英

语

(三年级起点)

三年级

上册

## 三年级 上册



人民教育出版社

人民教育出版社



绿色印刷产品

ISBN 978-7-107-24467-4



9 787107 244674 >

人民教育出版社

义务教育教科书

# 英语

(PEP)

(三年级起点)

## 三年级

### 上册

(中国)人民教育出版社 课程教材研究所  
英语课程教材研究开发中心 编著  
(加拿大)灵通教育有限公司

人民教育出版社

·北京·

人民教育出版社

Copyright © 2012 by People's Education Press Ltd. and Lingo Learning Inc.

No part of this publication may be reproduced or transmitted in any form or by any means, without permission in writing from the publisher.

版权共有，未经出版社书面同意，任何人不得以任何形式或方式复制或转换本作品的任何部分。

主 编：吴欣 Larry Swartz Beth Levy

副 主 编：曹洁

主要编写人员：周佳 马剑辉 刘荔芳 龚亚夫 吴悦心 Fraser Bewick

责任编辑：周佳

版面设计：刘欣 焦洁

插 图：焦洁（含封面） 葛南 陈露茜 刘欣

义务教育教科书 英语（三年级起点） 三年级 上册

（中 国）人民教育出版社 课程教材研究所

英语课程教材研究开发中心 编著

（加拿大）灵 通 教 育 有 限 公 司

---

出 版 人 民 教 育 出 版 社

（北京市海淀区中关村南大街17号院1号楼 邮编：100081）

网 址 <http://www.pep.com.cn>

重 印 × × × 出版社

发 行 × × × 新华书店

印 刷 × × × 印刷厂

版 次 2012年6月第1版

印 次 年 月 第 次印刷

开 本 787毫米 × 1092毫米 1/16

印 张 5

字 数 100千字

印 数 册

书 号 ISBN 978-7-107-24467-4

定 价 元

---

版权所有·未经许可不得采用任何方式擅自复制或本产品任何部分·违者必究

如发现内容质量问题，请登录中小学教材意见反馈平台：[jcyjfk.pep.com.cn](http://jcyjfk.pep.com.cn)

如发现印、装质量问题，影响阅读，请与 × × × 联系调换。电话：× × ×



## 致同学

亲爱的同学们：

你们好！欢迎你们来到英语学习的世界。

在这里你们将认识几个新朋友：中国学生吴斌斌和陈杰，外国学生Mike、John和Sarah，还有粗心大意的大熊Zoom和活泼聪明的小松鼠Zip。你们会一起学习英语，一起长大。

这本书为你们准备了许多有趣的对话、故事、歌曲，还有你们喜欢的游戏、活动。你们会发现原来学英语是一件很开心的事，你们会认识很多单词，能读懂英语小故事，能学会用英语和别人交谈，还能学会唱许多的英语歌曲和歌谣……

在刚开始学英语的时候，你们可能听不懂也说不好，别着急，这没关系。你们上课要认真听讲，多模仿录音，要努力学唱英语歌曲、歌谣，还要积极参加英语活动，这样你们很快就能开口说英语了。要记住：别害羞，别放弃，大胆地说，大声地唱！

亲爱的同学们，愿你们和书里的小主人公成为好朋友，一起度过这快乐美好的学习时光。

编者  
2012年5月



# CONTENTS



|           |                                       |
|-----------|---------------------------------------|
| <b>2</b>  | <b>Unit 1 Hello!</b>                  |
| <b>12</b> | <b>Unit 2 Colours</b>                 |
| <b>22</b> | <b>Unit 3 Look at me!</b>             |
| <b>32</b> | <b>Recycle 1</b>                      |
| <b>36</b> | <b>Unit 4 We love animals</b>         |
| <b>46</b> | <b>Unit 5 Let's eat!</b>              |
| <b>56</b> | <b>Unit 6 Happy birthday!</b>         |
| <b>66</b> | <b>Recycle 2</b>                      |
| <b>70</b> | <b>Appendix 1: Words in each unit</b> |
| <b>72</b> | <b>Appendix 2: Vocabulary</b>         |
| <b>74</b> | <b>Appendix 3: Useful expressions</b> |





# Unit One

Hello! I'm Zoom.

Hello, I'm Mike.

Hi, I'm Wu Binbin.





# Hello!

Hi! My name's Zip.

Goodbye!


Bye, Miss White!

Hello, I'm Chen Jie.  
What's your name?

My name's Sarah.



# Let's talk



Hello, I'm Miss White.

Hello, I'm Wu Binbin.

Hi, I'm Sarah.



# Let's play

Hello, I'm Liu Xin.

Hi, I'm John.



# Let's learn

ruler

I have a ruler.



I have an eraser.

eraser



pencil



crayon



# Let's chant



I have a  . Me too!

I have a  . Me too!

I have a  . Me too!

I have an  . Me too!



## Let's sing

A B C song

Aa-Bb-Cc-Dd-Ee-Ff-Gg, Hh-Ii-Jj-Kk-Ll-Mm-Nn,

Oo-Pp-Qq, Rr-Ss-Tt, Uu-Vv-Ww-Xx-Yy-Zz.

Xx-Yy-Zz, now you see, I can say my ABCs.

## Let's find out



# B



## Let's talk

Hello, I'm Mike.  
What's your name?

My name's John.



Goodbye!

Bye,  
Miss White.



## Let's play

What's your name?

My name's Lily.





# Let's learn



Oh, no!

bag

pen

pencil box

book

Zoom! Your bag!



# Let's do



Open your pencil box.

Show me your pen.

Close your book.

Carry your bag.



# Start to read


Circle the same letters.

|   |   |   |   |   |   |   |
|---|---|---|---|---|---|---|
| 1 | a | c | a | o | e | a |
| 2 | b | j | d | q | g | b |
| 3 | H | N | A | H | Z | H |
| 4 | Q | D | O | Q | C | P |

Read and count.


- pen 2
- pencil
- pencil box
- bag
- book
- crayon
- ruler
- eraser

# Let's check

Listen and number. 



Look and match.




# Let's sing

Hello!

Hello, Sarah! Do, oh, do. Hello, John! Do, oh, do.  
Hello, Mike! Do, oh, do. Hello! Hello! Hello!



# Story time



# Unit Two



Let's paint!



Good afternoon, Binbin.



Good afternoon.



# Colours

OK!

Dad, this is Mr Jones.

Nice to meet you.

Nice to meet you, too.



# Let's talk



Mr Jones,  
this is Miss Green.

Good morning,  
Miss Green.

Good morning.



## Draw and say

This is Miss Green.

This is Mr Jones.





# Let's learn



I see red.

I see green.



red



yellow



green



blue



# Let's do

Show me green.

Show me red.

Show me blue.


Show me yellow.



# Letters and sounds

Listen, repeat and chant. 



Listen and circle. 



b d



c d



b c



c b



d b

Write and say.




Aa Bb Cc Dd Ee Ff Gg Hh Ii Jj Kk Ll Mm Nn Oo Pp Qq Rr Ss Tt Uu Vv Ww Xx Yy Zz



## Let's talk



## Let's play





# Let's learn



black



white



orange



brown



# Let's do




Black, black.  
Stand up.



Orange, orange.  
Sit down.



White, white.  
Touch the ground.



Brown, brown.  
Turn around.



# Start to read

Find and say.

I see C, a, D ...



Read and tick (✓).

red

brown

blue

green

yellow


black



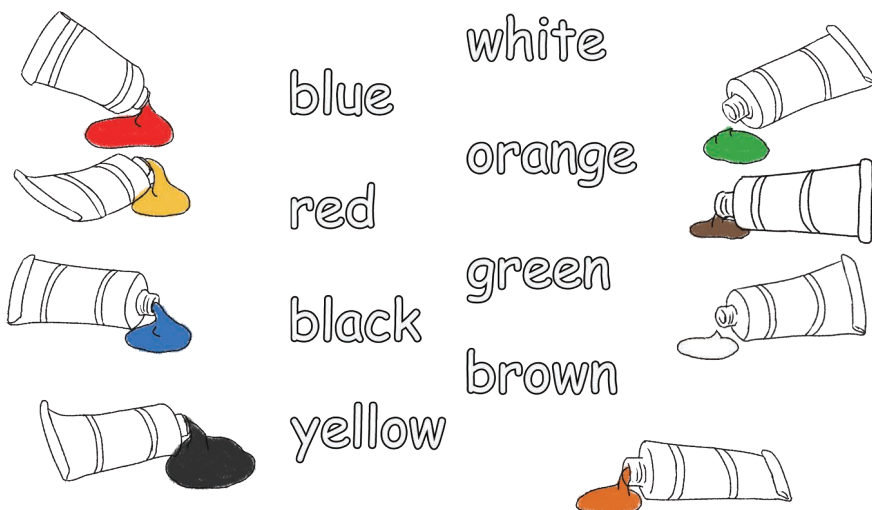


# Let's check

Listen and tick (✓) or cross (×).



Match and colour.



# Let's sing

Colour song

Red and yellow and pink and green,  
Purple and orange and blue.  
I can sing a rainbow, sing a rainbow,  
Sing a rainbow now.



# Story time



# Unit Three



Let's play!



How are you?



I'm fine, thank you.

Look at me!

OK.

How are you?

Look at my nose!

Very well, thanks.



# Let's talk



Good morning.

Good morning.

How are you?

I'm fine, thank you. Let's go to school!

OK!



# Let's play



Hello! Hello!

How are you?



# Let's learn



# Let's do




# Letters and sounds

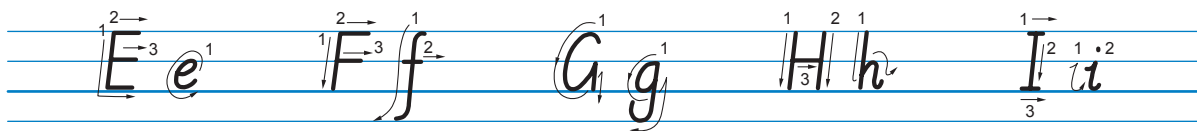
Listen, repeat and chant. 



Listen and circle. 



Write and say.



Aa Bb Cc Dd **Ee Ff Gg Hh Ii** Jj Kk Ll Mm Nn Oo Pp Qq Rr Ss Tt Uu Vv Ww Xx Yy Zz

# B



## Let's talk

Hi, Mike!  
How are you?

Very well, thanks.

Let's make a puppet!

Great!



## Let's play

Hi, John!  
How are you?

I'm fine,  
thank you.

Hi, Mike!  
How are you?

Very well,  
thanks.

Hi, Chen Jie!  
How are you?

I'm fine.





# Let's learn



# Let's do

Clap your hands.



Touch your head.



Wave your arms.



Shake your legs.



Shake your body.



Stamp your foot.






# Start to read

Find and say.

I see E, i ...




Read and count.





# Let's check

Listen and number. 



Look and match.



# Let's sing

Head and shoulders, knees and toes  
Head and shoulders, knees and toes, knees and toes.  
Head and shoulders, knees and toes, knees and toes.  
Eyes and ears and mouth and nose.  
Head and shoulders, knees and toes, knees and toes.



# Story time



Let's make a puppet.



# Recycle 1

Read aloud. 

**1** Morning!

**2** Good morning. I'm Chen Jie. This is Sarah.

**3** I'm Zoom. My name's Zip. White hands? Brown arms?

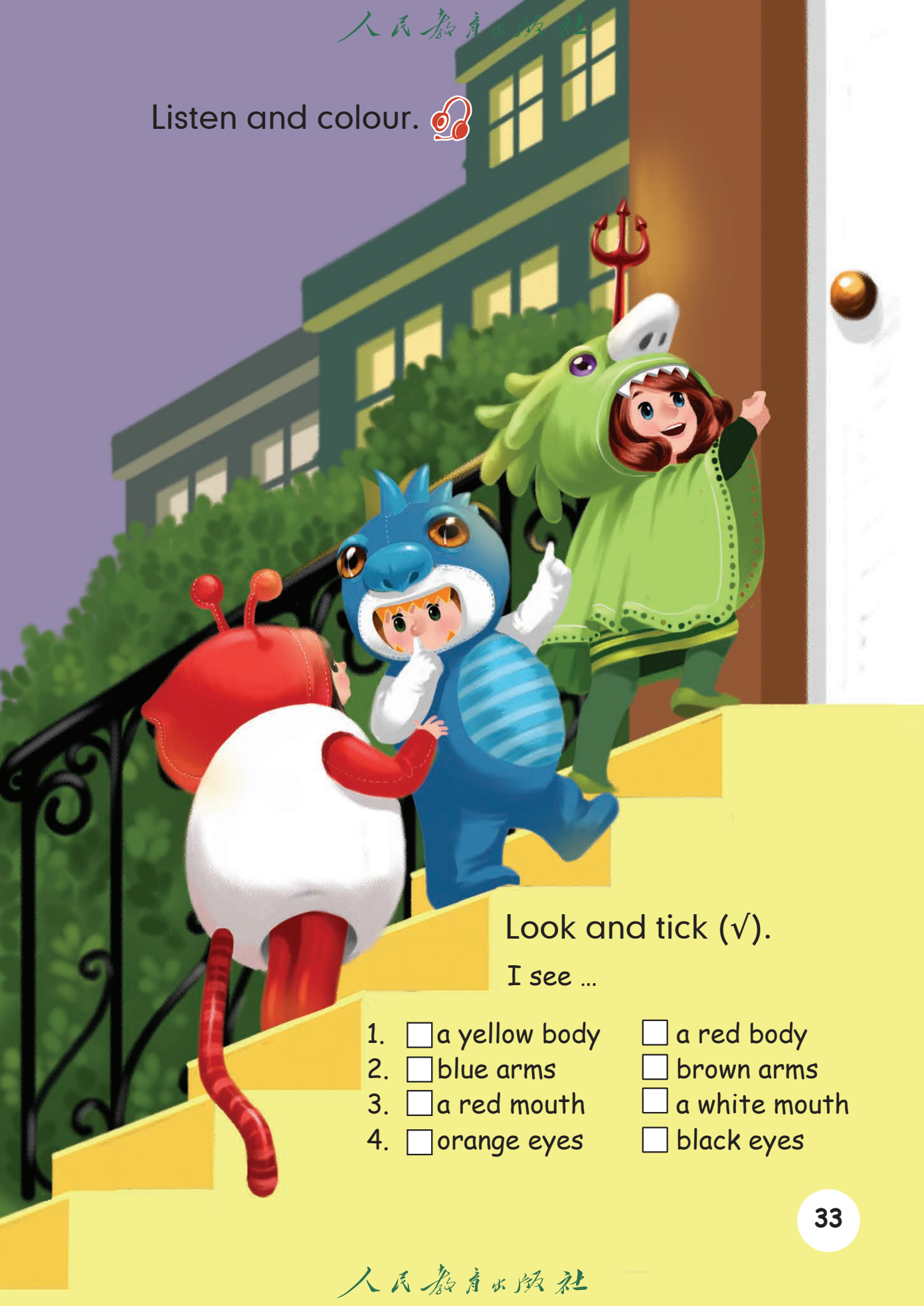
**4** Hello! Look! Zoom and Zip!

**5** Bye! Hey!

Can you act it out?



Listen and colour. 




Look and tick (✓).

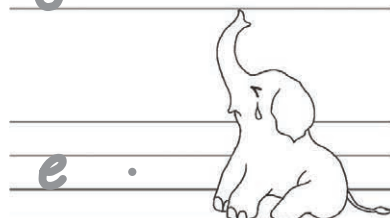

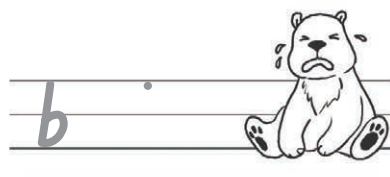





I see ...

- |   |  |
|---|--|
| 1. <input type="checkbox"/> a yellow body | <input type="checkbox"/> a red body    |
| 2. <input type="checkbox"/> blue arms     | <input type="checkbox"/> brown arms    |
| 3. <input type="checkbox"/> a red mouth   | <input type="checkbox"/> a white mouth |
| 4. <input type="checkbox"/> orange eyes   | <input type="checkbox"/> black eyes    |

Go up the ladders. Go down the snakes.



Match, write and read aloud.



Sing a song. 

How are you?

Hello, Mike. Hello, Chen Jie. Hello, hello! How are you?  
 This is Mary. This is Willy. Nice to meet you. How are you?  
 I'm fine. I'm fine. Thank you, thank you very much.  
 I'm fine. I'm fine. Thank you, thank you very much.



Look, a panda!

# Unit Four

What's that?

It's an elephant.



Cool! I like it.



# We love animals



Look, Zoom!



What's this?

It's a bear.





# Let's talk



What's this?

What's this?


It's a duck.

It's a dog.



What's this?

Oh, no!  
It's a bear!



Oh, it's Zoom!



# Let's play

*Quack!  
Quack!*



What's this?

It's a duck.

*Woof!  
Woof!*



What's this?

It's a dog.



# Let's learn



**pig**

**bear**

**cat**

**duck**

**dog**

It's a duck.

It's a dog.



# Let's chant



Look at the cat. It is fat.



Look at the pig. It is big.



Look at the dog. It's on the log.



Look at the duck. It's in the truck.




Look at the bear. It's on the pear.

# Letters and sounds

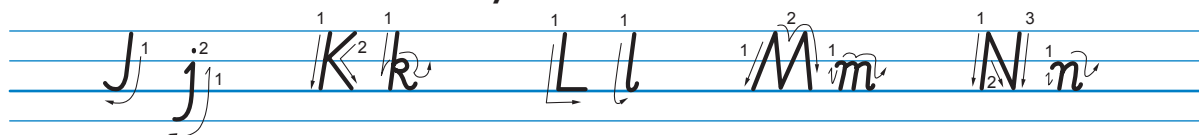
Listen, repeat and chant. 



Listen and circle. 



Write and say.



Aa Bb Cc Dd Ee Ff Gg Hh Ii Jj Kk Ll Mm Nn Oo Pp Qq Rr Ss Tt Uu Vv Ww Xx Yy Zz

# B



## Let's talk



What's that?

A bear?

No! It's a panda.



## Let's play



Look! A funny dog!

Cool! I like it.

What's that?



Guess!

It's a panda. I like it.



Thanks.



# Let's learn

What's that?

It's a tiger!



bird

zoo

panda

monkey

elephant

tiger



# Let's do




Act like an elephant.



Act like a bird.



Act like a tiger.



Act like a monkey.



Act like a panda.



# Start to read

Find and say.



Read and count.



elephant 2



cat



bird



dog



pig



monkey






# Let's check

Listen and number. 



Look and match.






# Let's sing

## Old MacDonald

Old MacDonald had a farm, E-I-E-I-O.  
And on that farm he had some ducks, E-I-E-I-O.  
With a quack quack here and a quack quack there,  
Here a quack, there a quack, everywhere a quack quack.  
Old MacDonald had a farm, E-I-E-I-O.



# Story time



# Unit Five



I'd like some bread, please.

Can I have some milk?


Here you are.

Thanks.

You're welcome.

Have some cake.

# Let's eat!



Here you are.

Thank you.



## Let's talk



## Let's play

I'd like some bread.

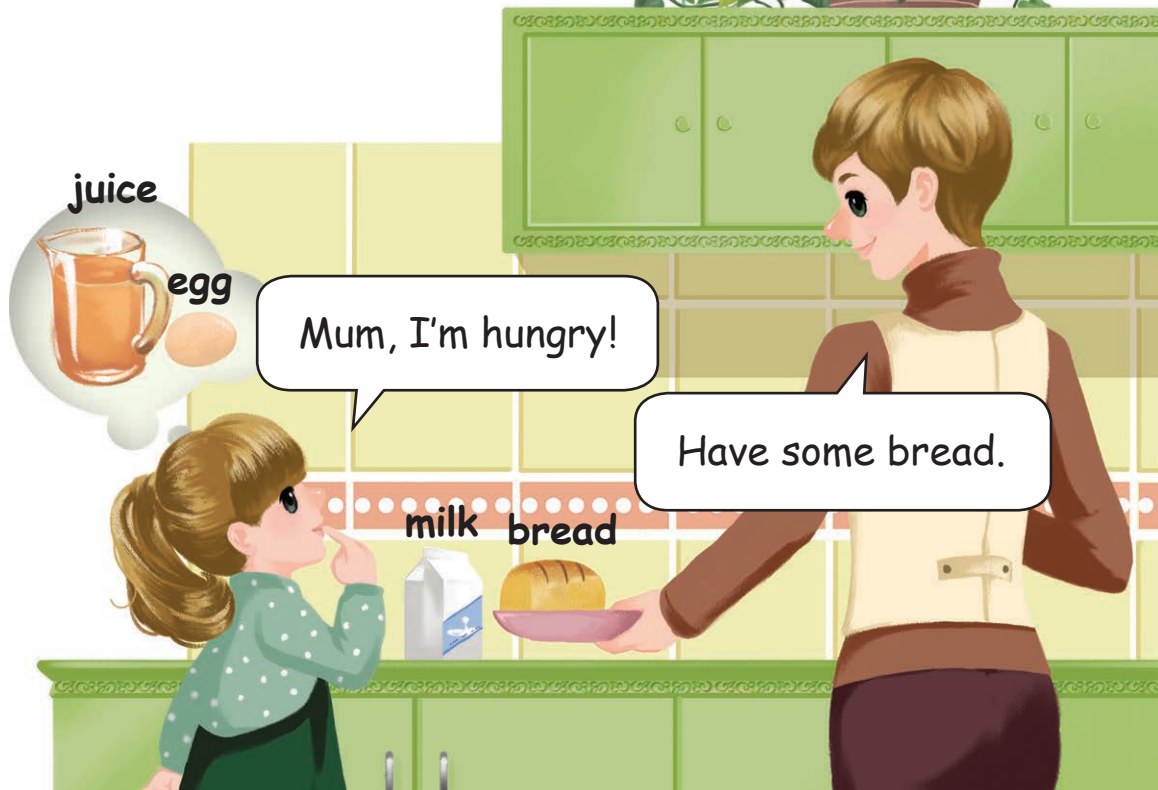
I'd like some bread and eggs.

I'd like some bread, eggs and juice.





# Let's learn



# Let's do



# Letters and sounds

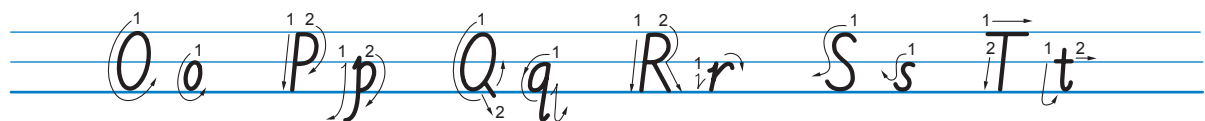
Listen, repeat and chant. 



Listen and circle. 



Write and say.



Aa Bb Cc Dd Ee Ff Gg Hh Ii Jj Kk Ll Mm Nn Oo Pp Qq Rr Ss Tt Uu Vv Ww Xx Yy Zz

# B



## Let's talk



Can I have some water, please?

Thank you.

Here you are.

You're welcome.




## Let's play

Can I have some juice, please?

Here you are.

Have some milk.

Thank you.





# Let's learn



# Let's do






# Start to read

Find and say.



I see R, t ...



Read and count.

milk, juice, water, fish, cake, bread, egg, rice, juice, rice, fish, fish, cake


egg, water, cake, rice, juice, fish, bread, milk

1 \_\_\_\_\_



## Let's check

Listen and tick (√).



Look and match.

Menu



## Let's sing

Let's have a picnic today

Let's have some cake today. Let's have some cake today.

Let's have some cake today, on such a lovely day.


Let's have some milk today. Let's have some milk today.

Let's have some milk today, on such a lovely day.





# Story time



# Unit Six

How old are you?

I'm six.



# Happy birthday!



Happy birthday!

1, 2 ...





# Let's talk



# Count and say

How many ...?





# Let's learn

1, 2, 3, 4, 5.




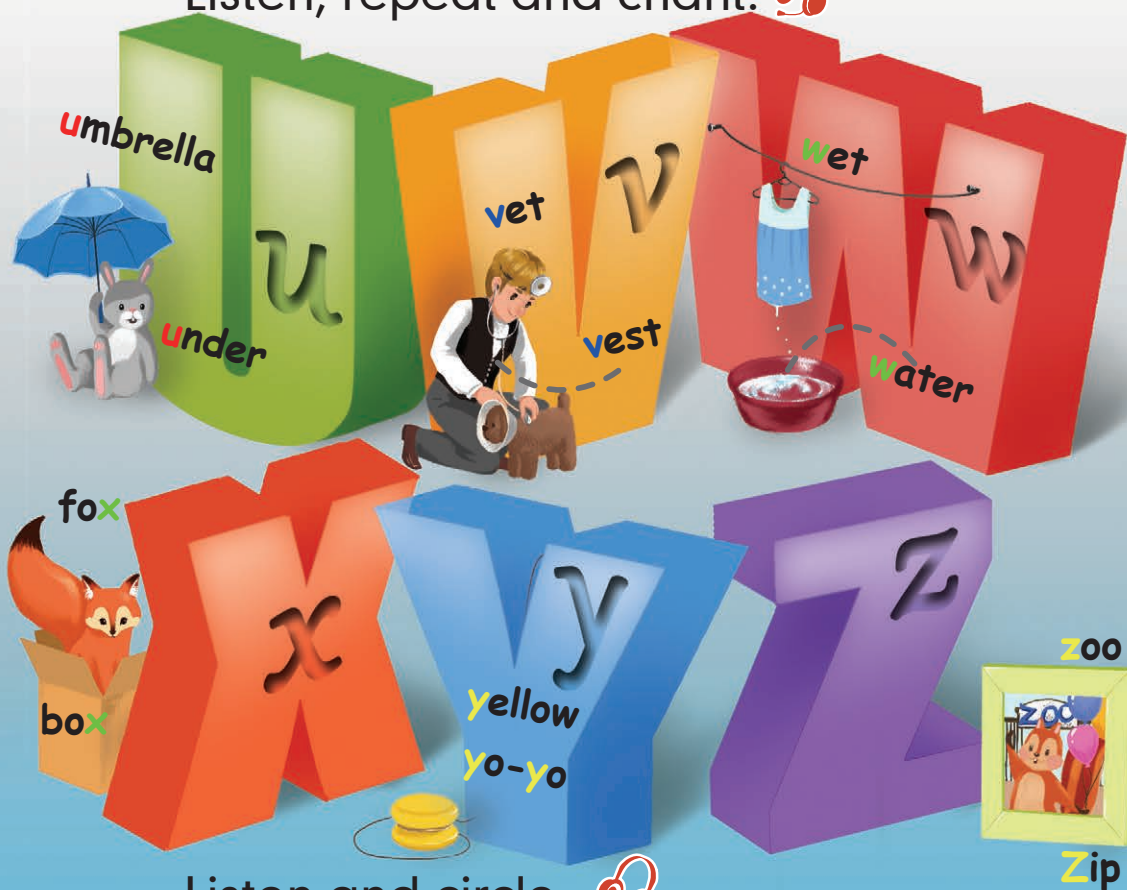
# Let's chant

Jump! Jump! Jump! One, two, three!  
Jump! Jump! Jump! Three, two, one!  
Four and five! Four and five!  
Jump up high! Jump up high!  
Five! Four! Three, two, one!  
Jump! Jump! It's so fun!

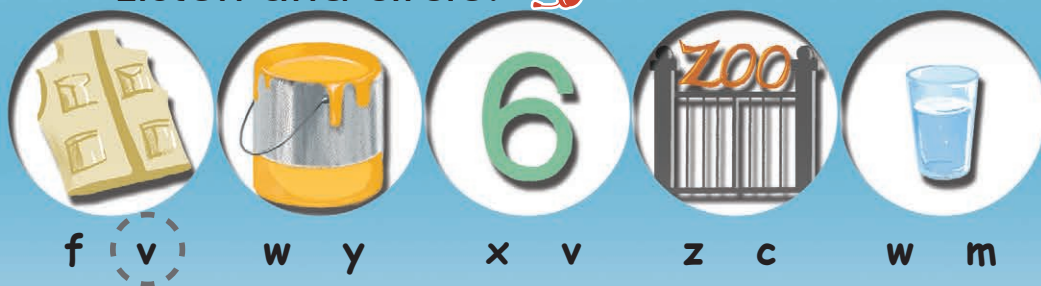


# Letters and sounds

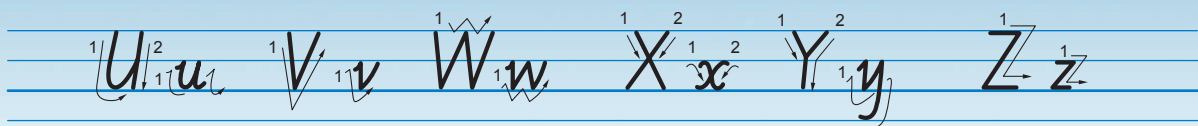
Listen, repeat and chant. 



Listen and circle. 



Write and say.



Aa Bb Cc Dd Ee Ff Gg Hh Ii Jj Kk Ll Mm Nn Oo Pp Qq Rr Ss Tt Uu Vv Ww Xx Yy Zz



# Let's talk



John, this is my brother, Sam.

Hi, Sam.  
Happy birthday!

Thank you.

How old are you?

I'm six years old.



# Let's play

What's your name?

I'm Jin Bao.

How old are you?

I'm four years old.

Words **Let's learn**



**Let's do**





# Start to read

Find and say.



I see V ...

Find, tick (✓) and match.




one two three four five

six seven eight nine ten



# Let's check

Listen and tick (✓) or cross (×).



Look and circle.



monkeys: **five**

**six**

pencils: **nine** **ten**

rulers: **eight**

**nine**

eggs: **six** **seven**



# Let's sing

## Ten little candles

One little, two little, three little candles,  
Four little, five little, six little candles,  
Seven little, eight little, nine little candles,  
Ten little candles dancing.




# Story time



Shh!  
There's Zoom!



Happy birthday!



# Recycle 2

Read aloud. 



Can you act it out?



Listen and tick (√). 

1



2



3



4




5



6



Cross out (×) the words that don't belong.



Go up the ladders. Go down the snakes.





Fill in the blanks.

A \_ \_ b Cc D \_ Ee F \_ G \_ Hh

\_ i Jj K \_ Ll \_ m Nn Oo \_ p Q \_

Rr Ss T \_ Uu Vv \_ w Xx Y \_ Zz



Sing a song. 





# Words in each unit

## 单元词汇表

(注：黑体词要求学生能够听、说、认读；白体词只作听、说要求。)

### Unit 1

|                                      |     |
|--------------------------------------|-----|
| <b>ruler</b> /'ru:lə(r)/ 尺子          | p.5 |
| <b>pencil</b> /'pensl/ 铅笔            | p.5 |
| <b>eraser</b> /'reɪzə(r)/ 橡皮         | p.5 |
| <b>crayon</b> /'kreɪən/ 蜡笔           | p.5 |
| <b>bag</b> /bæg/ 包                   | p.8 |
| <b>pen</b> /pen/ 钢笔                  | p.8 |
| <b>pencil box</b> /'pensl ɪbɒks/ 铅笔盒 | p.8 |
| <b>book</b> /buk/ 书                  | p.8 |
| <b>no</b> /nəʊ/ 不                    | p.8 |
| <b>your</b> /jɔ:(r)/ 你(们)的           | p.8 |

### Unit 2

|                                |      |
|--------------------------------|------|
| <b>red</b> /red/ 红色；红色的        | p.15 |
| <b>green</b> /gri:n/ 绿色；绿色的    | p.15 |
| <b>yellow</b> /'jeləʊ/ 黄色；黄色的  | p.15 |
| <b>blue</b> /blu:/ 蓝色；蓝色的      | p.15 |
| <b>black</b> /blæk/ 黑色；黑色的     | p.18 |
| <b>brown</b> /braʊn/ 棕色；棕色的    | p.18 |
| <b>white</b> /waɪt/ 白色；白色的     | p.18 |
| <b>orange</b> /'ɒrɪndʒ/ 橙色；橙色的 | p.18 |
| <b>OK</b> /əʊ'keɪ/ 好；行         | p.18 |
| <b>mum</b> /mʌm/ 妈妈            |      |
| (美式英语： <b>mom</b> /mɒm/)       | p.17 |

### Unit 3

|                          |      |
|--------------------------|------|
| <b>face</b> /feɪs/ 脸     | p.25 |
| <b>ear</b> /ɪə(r)/ 耳朵    | p.25 |
| <b>eye</b> /aɪ/ 眼睛       | p.25 |
| <b>nose</b> /nəʊz/ 鼻子    | p.25 |
| <b>mouth</b> /maʊθ/ 嘴    | p.25 |
| <b>arm</b> /ɑ:m/ 胳膊      | p.28 |
| <b>hand</b> /hænd/ 手     | p.28 |
| <b>head</b> /hed/ 头      | p.28 |
| <b>body</b> /'bɒdi/ 身体   | p.28 |
| <b>leg</b> /leg/ 腿       | p.28 |
| <b>foot</b> /fʊt/ 脚      | p.28 |
| <b>school</b> /sku:l/ 学校 | p.24 |

### Unit 4

|                               |      |
|-------------------------------|------|
| <b>duck</b> /dʌk/ 鸭子          | p.39 |
| <b>pig</b> /pɪg/ 猪            | p.39 |
| <b>cat</b> /kæt/ 猫            | p.39 |
| <b>bear</b> /beə(r)/ 熊        | p.39 |
| <b>dog</b> /dɒg/ 狗            | p.39 |
| <b>elephant</b> /'elɪfənt/ 大象 | p.42 |
| <b>monkey</b> /'mʌŋki/ 猴子     | p.42 |
| <b>bird</b> /bɜ:d/ 鸟          | p.42 |
| <b>tiger</b> /'taɪgə(r)/ 老虎   | p.42 |

|                               |      |
|-------------------------------|------|
| <b>panda</b> /'pændə/ 大熊猫     | p.42 |
| <b>zoo</b> /zu:/ 动物园          | p.42 |
| <b>funny</b> /'fʌni/ 滑稽的; 好笑的 | p.41 |

### Unit 5

|                            |      |
|----------------------------|------|
| <b>bread</b> /bred/ 面包     | p.49 |
| <b>juice</b> /dʒu:s/ 果汁    | p.49 |
| <b>egg</b> /eg/ 蛋          | p.49 |
| <b>milk</b> /milk/ 牛奶      | p.49 |
| <b>water</b> /'wɔ:tə(r)/ 水 | p.52 |
| <b>cake</b> /keɪk/ 蛋糕      | p.52 |
| <b>fish</b> /fɪʃ/ 鱼肉; 鱼    | p.52 |
| <b>rice</b> /raɪs/ 米饭      | p.52 |

### Unit 6

|                                 |      |
|---------------------------------|------|
| <b>one</b> /wʌn/ 一              | p.59 |
| <b>two</b> /tu:/ 二              | p.59 |
| <b>three</b> /θri:/ 三           | p.59 |
| <b>four</b> /fɔ:(r)/ 四          | p.59 |
| <b>five</b> /faɪv/ 五            | p.59 |
| <b>six</b> /sɪks/ 六             | p.62 |
| <b>seven</b> /'sevn/ 七          | p.62 |
| <b>eight</b> /eɪt/ 八            | p.62 |
| <b>nine</b> /naɪn/ 九            | p.62 |
| <b>ten</b> /ten/ 十              | p.62 |
| <b>brother</b> /'brʌðə(r)/ 兄; 弟 | p.61 |
| <b>plate</b> /pleɪt/ 盘子         | p.58 |





# Vocabulary

## 词汇表

(注：黑体词要求学生能够听、说、认读；白体词只作听、说要求。)

### A

**arm** /ɑ:m/ 胳膊

p.28

### B

**bag** /bæg/ 包

p.8

**bear** /beə(r)/ 熊

p.39

**bird** /bɜ:d/ 鸟

p.42

**black** /blæk/ 黑色；黑色的

p.18

**blue** /blu:/ 蓝色；蓝色的

p.15

**body** /'bɒdi/ 身体

p.28

**book** /buk/ 书

p.8

**bread** /bred/ 面包

p.49

**brother** /'brʌðə(r)/ 兄；弟

p.61

**brown** /braʊn/ 棕色；棕色的

p.18

### C

**cake** /keɪk/ 蛋糕

p.52

**cat** /kæt/ 猫

p.39

**crayon** /'kreɪən/ 蜡笔

p.5

### D

**dog** /dɒg/ 狗

p.39

**duck** /dʌk/ 鸭子

p.39

### E

**ear** /ɪə(r)/ 耳朵

p.25

**egg** /eg/ 蛋

p.49

**eight** /eɪt/ 八

p.62

**elephant** /'elɪfənt/ 大象

p.42

**eraser** /ɪ'reɪzə(r)/ 橡皮

p.5

**eye** /aɪ/ 眼睛

p.25

### F

**face** /feɪs/ 脸

p.25

**fish** /fɪʃ/ 鱼肉；鱼

p.52

**five** /faɪv/ 五

p.59

**foot** /fʊt/ 脚

p.28

**four** /fɔ:(r)/ 四

p.59

**funny** /'fʌni/ 滑稽的；好笑的

p.41

### G

**green** /gri:n/ 绿色；绿色的

p.15

### H

**hand** /hænd/ 手

p.28

**head** /hed/ 头

p.28

### J

**juice** /dʒu:s/ 果汁

p.49

**L**

**leg** /leg/ 腿 p.28

**M**

**milk** /mɪlk/ 牛奶 p.49

**monkey** /'mʌŋki/ 猴子 p.42

**mouth** /mauθ/ 嘴 p.25

**mum** /mʌm/ 妈妈  
(美式英语: **mom** /mɒm/) p.17

**N**

**nine** /naɪn/ 九 p.62

**no** /nəʊ/ 不 p.8

**nose** /nəʊz/ 鼻子 p.25

**O**

**OK** /əʊ'keɪ/ 好; 行 p.18

**one** /wʌn/ 一 p.59

**orange** /'ɒrɪndʒ/ 橙色; 橙色的 p.18

**P**

**panda** /'pændə/ 大熊猫 p.42

**pen** /pen/ 钢笔 p.8

**pencil** /'pensl/ 铅笔 p.5

**pencil box** /'pensl ,bɒks/ 铅笔盒 p.8

**pig** /pɪg/ 猪 p.39

**plate** /pleɪt/ 盘子 p.58

**R**

**red** /red/ 红色; 红色的 p.15

**rice** /raɪs/ 米饭 p.52

**ruler** /'ru:lə(r)/ 尺子 p.5

**S**

**school** /sku:l/ 学校 p.24

**seven** /'sevn/ 七 p.62

**six** /sɪks/ 六 p.62

**T**

**ten** /ten/ 十 p.62

**three** /θri:/ 三 p.59

**tiger** /'taɪgə(r)/ 老虎 p.42

**two** /tu:/ 二 p.59

**W**

**water** /'wɔ:tə(r)/ 水 p.52

**white** /waɪt/ 白色; 白色的 p.18

**Y**

**yellow** /'jeləʊ/ 黄色; 黄色的 p.15

**your** /jɔ:(r)/ 你(们)的 p.8

**Z**

**zoo** /zu:/ 动物园 p.42



# Useful expressions

## 常用表达法

### Unit 1

**Hello, I'm Wu Binbin.**

你好，我是吴斌斌。 p.4

**Hi, I'm Sarah.**

你好，我是萨拉。 p.4

**I have a ruler / an eraser.**

我有一把尺子/一块橡皮。 p.5

**What's your name?**

你叫什么名字？ p.7

**My name's John.**

我叫约翰。 p.7

**Goodbye!**

再见！ p.7

**Bye, Miss White.**

再见，怀特小姐。 p.7

### Unit 2

**Mr Jones, this is Miss Green.**

琼斯先生，这是格林小姐。 p.14

**Good morning, Miss Green.**

早上好，格林小姐。 p.14

**I see red.**

我看见红色。 p.15

**Good afternoon, Wu Binbin.**

下午好，吴斌斌。 p.17

**Nice to meet you.**

见到你很高兴。 p.17

**Nice to meet you, too.**

见到你也很高兴。 p.17

**Colour it brown!**

把它涂成棕色吧！ p.18

### Unit 3

**How are you?**

你好吗？ p.24

**I'm fine, thank you.**

我很好，谢谢你。 p.24

**Let's go to school!**

我们一起上学吧！ p.24

**Look at me!**

看我！ p.25

**Very well, thanks.**

很好，谢谢。 p.27

**Let's make a puppet!**

(让)我们一起做个木偶吧！ p.27

**Great!**

太棒了！ p.27

### Unit 4

**What's this?**

这是什么？ p.38

**It's a duck.**

(它)是只鸭子。 p.38

**What's that?**

那是什么？ p.41

**Cool! I like it.**

酷！我喜欢它。 p.41

**Unit 5**

**I'd like some juice, please.**

请给我些果汁。

p.48

**Here you are.**

给你。

p.48

**Have some bread.**

吃点面包吧。

p.48

**I'm hungry!**

我饿了!

p.49

**Can I have some water, please?**

请给我些水好吗?

p.51

**You're welcome.**

不用谢。

p.51

**Unit 6**

**This one, please.**

请给我这个。

p.58

**Sure.**

好的。

p.58

**How many plates?**

(你要)几个盘子?

p.58

**Happy birthday!**

生日快乐!

p.61

**How old are you?**

你几岁(了)?

p.61

**I'm six years old.**

我六岁(了)。

p.61



## 后 记

本册教科书是人民教育出版社课程教材研究所英语课程教材研究开发中心依据教育部《义务教育英语课程标准》（2011年版）与加拿大灵通教育有限公司（Lingo Learning Inc.）合作编写的，经国家基础教育课程教材专家工作委员会2012年审查通过。

本册教科书集中反映了基础教育教科书研究与实验的成果，凝聚了参与课改实验的教育专家、学科专家、教研人员以及一线教师的集体智慧。我们感谢所有对教科书的编写、出版提供过帮助与支持的同仁和社会各界朋友。特别感谢原教材主要编写人员：龚亚夫、郝建平、张献臣、吴悦心、李静纯、周欣、David Booth、Jack Booth、Kathy Broad、Shelly Peterson。

本册教科书出版之前，我们通过多种渠道与教科书选用作品（包括照片、画作）的作者进行了联系，得到了他们的大力支持。对此，我们表示衷心的感谢！但仍有部分作者未能取得联系，恳请入选作品的作者与我们联系，以便支付稿酬。

我们真诚地希望广大教师、学生及家长在使用本册教科书的过程中提出宝贵意见，并将这些意见和建议及时反馈给我们。让我们携起手来，共同完成义务教育教材建设工作！

联系方式

电话：010-58758273

电子邮箱：jcfk@pep.com.cn

人民教育出版社 课程教材研究所  
英语课程教材研究开发中心  
2012年5月