



YIWU JIAOYU JIAOKESHU
YINGYU

英语

七年级 上册

义务教育
教科书



全国优秀教材一等奖

义务教育教科书

七年级
上册

英
语

英语

七年级
上册



Go
for
it!



绿色印刷产品

ISBN 978-7-107-24473-4



9 787107 244704 >

人民教育出版社

人民教育出版社

人民教育出版社

义务教育教科书

英语

七年级
上册

(中国) 人民教育出版社 课程教材研究所
英语课程教材研究开发中心 编著
(美国) 圣智学习集团

人民教育出版社

·北京·

人民教育出版社

Copyright © 2012 by People's Education Press Ltd. and Cengage Learning Asia Pte Ltd.
No part of this publication may be reproduced or transmitted in any form or by any means,
without permission in writing from the publisher.

版权所有，未经出版社书面同意，任何人不得以任何形式或方式复制或转换本作品的任何部分。

主 编：刘道义 郑旺全

David Nunan

副主编：张献臣 张雅君

主要编写人员：张琳琳 陆锡钦 熊金霞 龚亚夫 李静纯 郭 娟 李 俏
周 斌 庄 力 Eden Brough Anthony Sheridan Hoi Kin Chiu
Andrew Robinson Guy de Villiers Edward Vickers

责任编辑：张琳琳

美术编辑：张 蓓

版面设计：马仕睿

插 图：严 峥（含封面） Edwin Ng Martha Friedman 陈 刚

义务教育教科书 英语 七年级 上册

（中国）人民教育出版社 课程教材研究所

英语课程教材研究开发中心 编著

（美国）圣 智 学 习 集 团

出 版 人民教育出版社

（北京市海淀区中关村南大街17号院1号楼 邮编：100081）

网 址 <http://www.pep.com.cn>

重 印 ×××出版社

发 行 ×××新华书店

印 刷 ×××印刷厂

版 次 2013年6月第2版

印 次 年 月第 次印刷

开 本 787毫米×1092毫米 1/16

印 张 8.5

字 数 140千字

印 数 册

书 号 ISBN 978-7-107-24470-4

定 价 元

审 图 号：GS(2012)2338号

版权所有·未经许可不得采用任何方式擅自复制或使本产品任何部分·违者必究

如发现内容质量问题，请登录中小学教材意见反馈平台：jcyjfk.pep.com.cn

如发现印、装质量问题，影响阅读，请与×××联系调换。电话：×××

致同学

同学们，你们好！祝贺你们进入一个新的英语学习阶段！这套教材将陪伴你们走过初中三年的英语学习历程，帮助你们实现更高的英语学习目标。

这套教材是根据你们的心理特点、认知水平和兴趣爱好来编写的。相信在今后的英语学习中，新教材的以下特点会引起你们的学习兴趣，并对你们的英语学习有所帮助：

1. 新教材不仅要帮助你们学会一些英语语言知识，更重要的是要帮助你们发展语言运用能力，让你们会用英语表达思想、与人交流。

2. 新教材充分考虑了你们的生活实际和学习需求，教材的内容和活动都与你们的生活和兴趣紧密相连，目的是让你们在英语学习中不感到枯燥乏味，做到有话可说、有话想说、有话能说。

3. 新教材不仅重视培养你们的语言能力，而且重视培养你们的学习能力，包括自主学习能力和合作学习能力，这些能力会让你们终身受益。

4. 新教材为你们设计了许多具有交际意义的任务或活动，目的是让你们在英语课堂上“活”起来、“动”起来。英语课堂教学需要你们的充分参与，英语学习需要你们与老师合作、与同学交流。通过参与和互动，你们的英语水平才会得到不断提高。

5. 学习语言和学习文化是密不可分的。因为语言是文化的载体，文化是语言的灵魂。新教材为你们编写了大量的文化内容，包括我们的民族文化、英语国家的文化和非英语国家的文化。通过文化内容的学习，你们的视野会更开阔，思想会更丰富，思维会更活跃，交流会更得体。

要想学好英语，光靠课本是不够的，你们还需要接触更多的英语学习资源。学习英语没有捷径，只有多听、多说、多读、多写、多记、多用才是最有效的办法。因此，你们要充分利用各种资源和机会来学习英语。

同学们，加油吧！朝着你们的目标，**Go for it!** 祝你们英语学习取得成功！



编者
2012年5月

Contents

| Starter Units | Topics | Functions | Letters and Structures |
|---|-------------------|--------------------------------|---|
| 1 Good morning! Page S1 | Meeting friends | Greet people | Letters A–H Pronunciation of letters <i>A, E</i> |
| 2 What's this in English? Page S5 | Things around you | Identify things Spell words | Letters I–R Pronunciation of letters <i>A, E, I, O</i> <i>What</i> questions |
| 3 What color is it? Page S9 | Colors | Identify colors | Letters S–Z Review of the alphabet Pronunciation of letters <i>A, E, I, O, U</i> <i>What</i> questions |

| Units | Topics | Functions | Structures |
|--|--------------------|--|--|
| 1 My name's Gina. Page 1 | Making new friends | Introduce yourself Greet people Ask for and give telephone numbers | Present tense <i>to be</i> <i>What</i> questions Yes/No questions and short answers Possessive adjectives <i>my, your, his, her</i> |

| Target Language | Vocabulary | Recycling |
|--|--|---|
| <p>Good morning, Alice! Good afternoon, Eric! Good evening, Bob!</p> <p>Hello, Frank! Hi, Cindy!</p> <p>How are you? I'm fine, thanks.</p> | <p>I, you, am, are, fine, OK, good, hello, hi, how, thanks</p> <p>good morning, good afternoon, good evening</p> | |
| <p>What's this in English? It's an orange. Spell it, please. O-R-A-N-G-E.</p> <p>What's that in English? It's a jacket.</p> | <p>map, key, jacket, cup, ruler, pen, orange, a/an, it, this, that, is, what, spell, please in English</p> | <p>Letters A–H</p> <p>Pronunciation of letters A, E</p> |
| <p>What's this/that? It's V. What color is it? It's red.</p> | <p>color, red, yellow, green, blue, black, white, purple, brown, the</p> | <p>Letters A–R</p> <p>Pronunciation of letters A, E, I, O</p> <p>What's this in English? It's ... Spell it, please.</p> |

| Target Language | Vocabulary | Recycling |
|---|--|---|
| <p>What's your name? Alan. Hello, Alan. I'm Ms. Brown. Nice to meet you.</p> <p>Are you Helen? No, I'm not. I'm Gina.</p> <p>What's your telephone number? It's 281-9176.</p> | <p>name, telephone/phone, number, your, his, her, he, she, yes, no, first, last</p> <p>Numbers 0–9</p> <p>first/last name, middle school, telephone/phone number</p> | <p>my, Alice, Bob, Cindy, Dale, Eric, Frank, Grace, Helen</p> <p>Good morning!</p> <p>Hi/Hello!</p> |

| Units | Topics | Functions | Structures |
|---|----------------------------|--|---|
| <p>2</p> <p>This is my sister.</p> <p>Page 7</p> | The family | <p>Introduce people</p> <p>Identify people</p> | <p>Demonstrative pronouns <i>this, these, that, those</i></p> <p><i>Who</i> questions</p> <p>Subject pronouns <i>I, he, she, they</i></p> <p>Plural nouns</p> |
| <p>3</p> <p>Is this your pencil?</p> <p>Page 13</p> | Things in the classroom | Identify ownership | <p>Possessive pronouns <i>mine, yours, his, hers</i></p> <p>Yes/No questions and short answers</p> |
| <p>4</p> <p>Where's my schoolbag?</p> <p>Page 19</p> | Things around the house | Talk about where things are | <p><i>Where</i> questions</p> <p>Prepositions <i>on, in, under</i></p> <p>Conjunction <i>and</i></p> |
| <p>5</p> <p>Do you have a soccer ball?</p> <p>Page 25</p> | Spending time with friends | Talk about ownership | <p>Present tense <i>to have</i></p> <p>Yes/No questions and short answers</p> <p>Affirmative and negative statements</p> <p>Adjectives of quality</p> <p>Conjunction <i>but</i></p> |
| <p>6</p> <p>Do you like bananas?</p> <p>Page 31</p> | Food | Talk about likes and dislikes | <p>Present tense <i>to like</i></p> <p>Yes/No questions and short answers</p> <p>Affirmative and negative statements</p> <p>Countable/uncountable nouns</p> |

| Target Language | Vocabulary | Recycling |
|---|--|--|
| <p>Who's she? She's my sister.</p> <p>This/That is my friend Jane.</p> <p>These/Those are my brothers.</p> | <p>family, mother, mom, father, dad, parents, grandmother/grandma, grandfather/grandpa, grandparents, brother, sister, cousin, aunt, uncle, son, daughter, these, those, who</p> | <p>this, that</p> <p>Hi, I'm ...</p> <p>Good morning.</p> <p>Nice to meet you. Nice to meet you, too.</p> |
| <p>Is this your pencil? Yes, it is. It's mine.</p> <p>Are these your books? No, they aren't. They're hers.</p> | <p>pencil, pencil box, schoolbag, book, eraser, notebook, dictionary, bag, baseball, computer game, ID card, watch, ring, mine, yours, his, hers</p> <p>thank you for ..., ask ... for ..., a set of</p> | <p>What's this? It's ...</p> <p>How do you spell it?</p> |
| <p>Where's his pencil box? It's in his schoolbag.</p> <p>Where's your ruler? It's under the chair.</p> <p>Where are my books? They're on the sofa.</p> | <p>room, table, bed, sofa, chair, desk, radio, clock, tape, tape player, model plane, on, under, where, their</p> <p>come on</p> | <p>schoolbag, key, ruler, map, hat, CD, bag, book, pencil box, pencil, pen, computer game, dictionary, notebook, in</p> <p>I'm ..., and my sister is ...</p> |
| <p>Do you have a ping-pong bat? Yes, I do./No, I don't. I have a ping-pong ball.</p> <p>Does she have a tennis ball? No, she doesn't. She has a baseball.</p> | <p>sports, tennis ball, ping-pong, soccer, volleyball, basketball, TV, interesting, boring, fun, difficult, relaxing, easy, do, does, have, has, go, get, play, like, love, let, sound, we, us, them</p> <p>watch TV</p> | <p>Where's ...? It's ...</p> |
| <p>Do you like salad? Yes, I do./No, I don't.</p> <p>He likes ice-cream. He doesn't like vegetables.</p> | <p>food, hamburger, tomato, ice-cream, salad, banana, strawberry, pear, milk, bread, chicken, vegetable, fruit, apple, rice, egg, carrot, breakfast, lunch, dinner</p> <p>think about</p> | <p>What about ...? Let's ...</p> <p>Sounds good.</p> |

| Units | Topics | Functions | Structures |
|--|------------------------------------|--|--|
| <p>7</p> <p>How much are these socks?</p> <p>Page 37</p> | Shopping | Ask about prices Talk about clothing Offer help Thank someone | <i>How much</i> questions |
| <p>8</p> <p>When is your birthday?</p> <p>Page 43</p> | Dates | Talk about dates | <i>When</i> questions Possessive 's |
| <p>9</p> <p>My favorite subject is science.</p> <p>Page 49</p> | School subjects | Talk about preferences Give reasons | <i>What</i> questions <i>Why</i> questions <i>When</i> questions <i>Who</i> questions |
| Page 55 | Notes on the Text | | |
| Page 67 | Tapescripts | | |
| Page 75 | Pronunciation | | |
| Page 85 | Grammar | | |
| Page 94 | Words and Expressions in Each Unit | | |
| Page 103 | Vocabulary Index | | |
| Page 111 | Name List | | |

| Target Language | Vocabulary | Recycling |
|--|---|---|
| <p>How much is the hat? It's five dollars.</p> <p>How much is this/that T-shirt? It's seven dollars.</p> <p>How much are these/those socks? They're two dollars.</p> | <p>clothes, socks, T-shirt, shorts, sweater, trousers, shoes, skirt, dollar, big, small, short, long</p> <p>Numbers 10-31</p> <p>how much, a pair of</p> | <p>Numbers 0-9</p> <p>color, black, white, red, green, blue, yellow, brown, purple</p> <p>the, this, that, these, those</p> <p>How about ...?</p> <p>What color ...?</p> <p>Do you like ...?</p> <p>We have ...</p> |
| <p>When is your birthday? My birthday is on May 2nd.</p> <p>When is her birthday? It's in August.</p> <p>When is Sally's birthday party? It's on October 5th.</p> | <p>month, January, February, March, April, May, June, July, August, September, October, November, December</p> <p>Numbers 1st-31st</p> <p>English test, school trip, birthday party, basketball/soccer game, art festival, Sports Day, English Day, School Day, book sale</p> | <p>We have ...</p> <p>Do you like ...?</p> <p>Do you have ...?</p> |
| <p>What's your favorite subject? My favorite subject is P. E.</p> <p>Why do you like P. E.? Because it's fun.</p> <p>Who's your P.E. teacher? Mr. Hu.</p> <p>When is your geography class? It's on Friday.</p> | <p>subject, P.E., science, music, math, geography, Chinese, history, Monday, Tuesday, Wednesday, Thursday, Friday, Saturday, Sunday, favorite, useful, cool, free, lesson, why, because</p> <p>for sure, from ... to ...</p> | <p>art, class, fun, interesting, boring, difficult, busy, easy, relaxing</p> <p>Who is ...?</p> <p>I like ...</p> <p>When is ...?</p> <p>It's on ...</p> <p>Let's ...</p> |
| | | |
| | | |
| | | |
| | | |
| | | |
| | | |
| | | |

人民教育出版社

人民教育出版社

Good morning!

1a

Write down the names in the picture.

写出图中人物的名字。

Boys' names

Girls' names



1b

Listen and repeat. 听录音并跟读。

1c

Practice the conversations in the picture. Then greet your partner.

练习图中对话，然后问候同伴。

STARTER UNIT 1

2a Listen and repeat. 听录音并跟读。

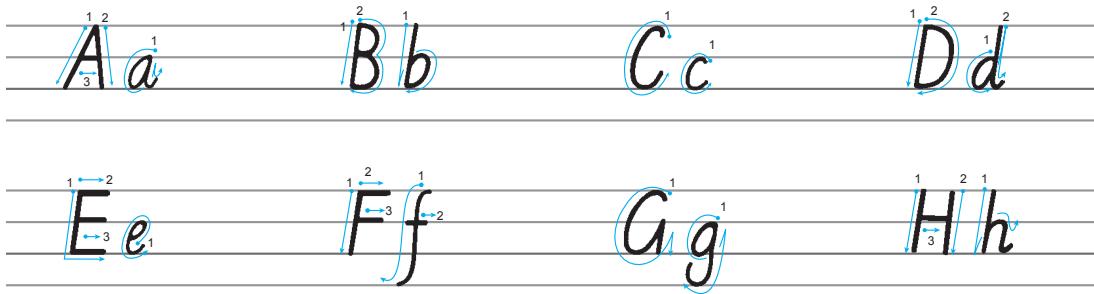
A a B b C c D d E e F f G g H h

2b Listen and number the letters you hear [1-8].

听录音，根据所听到的顺序为字母编号。


| | | | |
|----------------------------|--------------------------------------|----------------------------|----------------------------|
| <input type="checkbox"/> h | <input type="checkbox" value="1"/> a | <input type="checkbox"/> e | <input type="checkbox"/> g |
| <input type="checkbox"/> d | <input type="checkbox"/> b | <input type="checkbox"/> c | <input type="checkbox"/> f |

2c Look and copy. 观察并按笔画抄写下列字母。




2d Write the missing big letter or small letter for each pair.

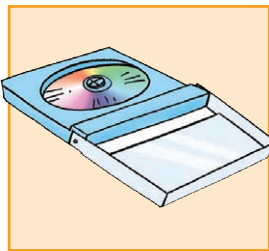
补全每组所缺的大写或小写字母。



2e Talk about what these letters mean. 谈谈下列字母组合的含义。



HB




CD



BBC

3a

Listen and number the pictures [1-3]. 听录音，为图片编号。



3b

Practice the conversations in 3a with your partner. 与同伴练习 3a 中的对话。

3c

Listen to the conversation. Then practice it with your partner.

听对话并与同伴练习。




3d

Choose an English name for yourself. Then greet each other. 为自己选一个英文名字，与同伴互相问候。

A: Hi, Helen! How are you?
B: Hi, Eric! I'm fine, thanks.

STARTER UNIT 1

4a Write the names of the children on page S1. Then write the names in alphabetical order. 从第一页中找出下列孩子的名字，按首字母顺序列表。



Name List

Alice _____

4b Listen and repeat. 听录音并跟读。

| | | |
|---|-------------------|--------------|
| A | A H Dale Grace | Frank thanks |
| E | B C D E G evening | F Helen |

4c Read the letters and words in column 1. Then try to read the new words in column 2. 朗读第一栏的字母和单词，并试着读出第二栏的生词。

| | 1 | 2 |
|---|-------------------|------|
| A | A H Dale Grace | age |
| | Frank thanks | hand |
| E | B C D E G evening | he |
| | F Helen | bed |

4d Listen and sing the song. 听一听，唱一唱。

| | | |
|-------------------|-------------------|-------------------|
| Good morning! | Good afternoon! | Good evening! |
| Good morning! | Good afternoon! | Good evening! |
| How are you? | How are you? | How are you? |
| I'm fine, thanks. | I'm fine, thanks. | I'm fine, thanks. |
| How are you? | How are you? | How are you? |
| I'm OK. | I'm OK. | I'm OK. |

What's this in English?

Language Goals: Letters I-R; Identify things; Spell words


语言目标: 字母 I-R; 辨认物品; 拼写单词

1a

Look for the small letters in the picture for these big letters. Check (✓) the ones you find.

在图中找出下列大写字母的小写，在找到的字母后打钩。

- A
- B
- C
- D
- E
- F
- G
- H



1b

Listen and repeat. 听录音并跟读。

1c

Practice the conversation in the picture with your partner. Then make your own conversations. 与同伴一起练习图中对话，然后编新对话。

STARTER UNIT 2

2a Listen and repeat. 听录音并跟读。

I i J j K k L l M m N n O o P p Q q R r

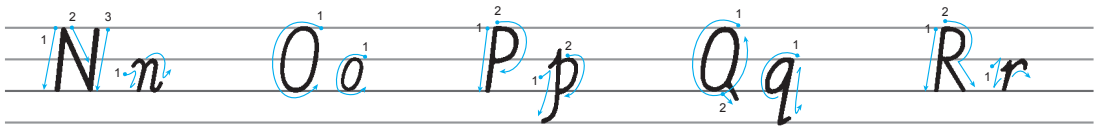

2b Listen and number the letters you hear [1-10].

听录音，根据所听到的顺序为字母编号。

l o q k 1 i


n p r m j

2c Look and copy. 观察并按笔画抄写下列字母。



2d Write the missing big letter or small letter for each pair.

补全每组所缺的大写或小写字母。



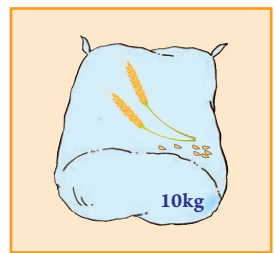
2e Talk about what these letters mean. 谈谈下列字母或字母组合的含义。



P



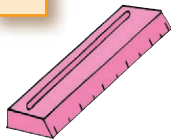
NBA



kg

3a

Listen and number the pictures [1-8]. 听录音，为图片编号。



a _ _ u _ _ e _ _



a _ _ a _ _



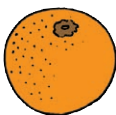
a _ _ _ ck _ _ t



a _ _ _ _ y



a _ _ u _ _ _ t



an _ _ r _ _ _ g _ _



a _ _ en



a _ _ u _ _

3b

Listen and complete the words under the pictures in 3a.

听录音，补全 3a 中的单词。

3c

Listen to the conversation. Then practice it with your partner.

听对话，并与同伴练习。



3d

Listen to the conversations and number the words you hear [1-4].

听对话，根据所听到的顺序为单词编号。

1 key ___ pen ___ cup ___ ruler

3e

Talk about the things in the picture. 与同伴谈谈图中的物品。



STARTER UNIT 2

4a Fill in the missing letters. 补全所缺字母。

| | | | | | | | | | | | | | | | | | |
|-----|---|-----|-----|-----|-----|-----|---|---|-----|-----|---|-----|-----|---|-----|-----|-----|
| ___ | B | C | ___ | E | ___ | ___ | H | I | ___ | K | L | M | ___ | O | ___ | ___ | R |
| a | b | ___ | d | ___ | f | ___ | h | i | j | ___ | l | ___ | ___ | o | p | ___ | ___ |

4b Number the words in alphabetical order [1-15].

根据首字母顺序为单词编号。

() jacket (1) Alice () map () key () orange
 () Dale () Helen () Grace () Cindy () Bob
 () pen () Frank () quilt () Eric () ruler

4c Listen and repeat. 听录音并跟读。

| | | |
|----------|---------------------|-------------------------|
| A | A H J K Dale Grace | Frank thanks jacket map |
| E | B C D E G P evening | F L M N Helen pen |
| I | I hi fine | quilt in |
| O | O OK | orange |

4d Read the letters and words in column 1. Then try to read the new words in column 2. 朗读第一栏的字母和单词，并试着读出第二栏的生词。

| | 1 | 2 |
|----------|-------------------------|------|
| A | A H J K Dale Grace | name |
| | Frank thanks jacket map | can |
| E | B C D E G P evening | he |
| | F L M N Helen pen | leg |
| I | I hi fine | nice |
| | quilt in | milk |
| O | O OK | go |
| | orange | dog |


What color is it?

Language Goals: Letters S-Z; Identify colors
 语言目标: 字母 S-Z; 辨认颜色

1a

Look at the picture. Write the letter for each color. 看图写出与每种颜色匹配的字母。

- red V
- yellow
- green
- blue
- black
- white
- purple
- brown



1b

Listen and repeat. 听录音并跟读。

1c

Practice the conversations in the picture with your partner. Then make your own conversations. 与同伴一起练习图中对话，然后编新对话。

STARTER UNIT 3

2a Listen and repeat. 听录音并跟读。

S s T t U u V v W w X x Y y Z z

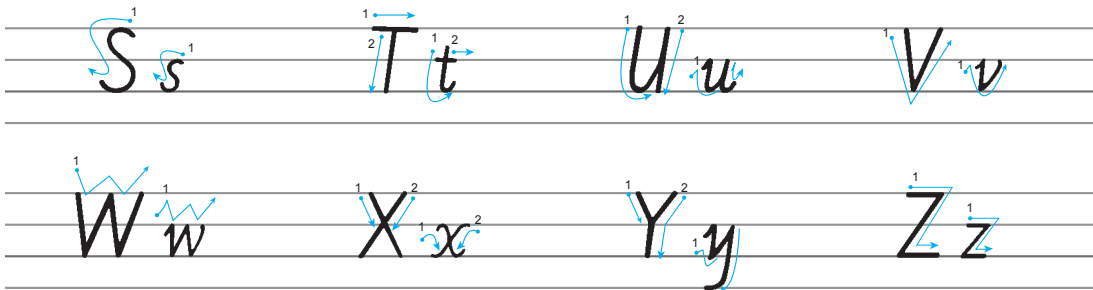
2b Listen and number the letters you hear [1-8].

听录音，根据所听到的顺序为字母编号。

t z v x

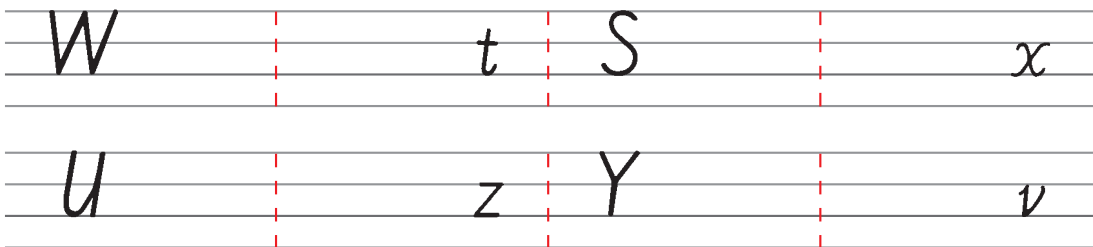
w y u 1 s

2c Look and copy. 观察并按笔画抄写下列字母。



2d Write the missing big letter or small letter for each pair.


补全每组所缺的大写或小写字母。



2e Talk about what these letters mean. 谈谈下列字母或字母组合的含义。



S/M/L



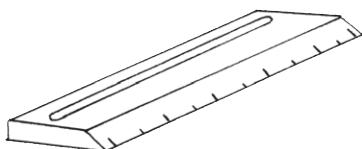
UFO



CCTV

3a

Listen and color the things. 听录音，为下列物品涂色。



3b

Listen again. Complete the sentences. 再听一遍录音并完成句子。

1. The key is yellow.
2. The ruler is _____.
3. The cup is _____.

3c

Listen and complete the chart. 听录音，完成表格。

| Thing | Color |
|-------|-------|
| | |
| | |
| | |

3d

Make conversations using the things in 3a-3c. 用 3a-3c 中的物品编对话。

- A: What's this in English?
 B: It's a key.
 A: Spell it, please.
 B: K-E-Y.
 A: What color is it?
 B: It's yellow.

STARTER UNIT 3

4a Find the letters from A to Z. Write the small letter next to each big letter.

找出字母 A 到 Z, 并在每个大写字母旁写出对应的小写字母。

| | | | | | | | | | | | | |
|---|---|---|---|---|---|---|---|---|---|---|---|---|
| Q | W | E | R | T | Y | U | I | O | P | { | } | |
| A | S | D | F | G | H | J | K | L | : | : | : | : |
| Z | X | C | V | B | N | M | < | > | ? | / | : | : |
| | | | | | | | | | | | | |

4b Listen and sing the alphabet song. 听唱字母歌。

A, B, C, D, E, F, G, U, V, W, X, Y, Z.
 H, I, J, K, L, M, N, X, Y, Z — now you see,
 O, P, Q, R, S, T, I can say my ABCs.

4c Listen and repeat. 听录音并跟读。

| | | |
|----------|---------------------------|---|
| A | A H J K Dale Grace | Frank thanks jacket map black |
| E | B C D E G P T V Z evening | F L M N S X (Z) Helen pen red yellow |
| I | I Y hi fine white | quilt in |
| O | O OK no | orange |
| U | Q U W | cup |
| | ruler blue | |

4d Listen and read the chant. 听一听, 唱一唱。

A, E, I, O, U. A, E, I, O, U. A, E, I, O, U.
 A, E, I, O, U. A, E, I, O, U. A, E, I, O, U.
 A in Dale, A in Grace,
 E in evening, E in green,
 I in hi, I in white,
 O in OK, O in no,
 U in ruler. U in blue.

UNIT 1

Section A

My name's Gina.

1a

Write English words for the things in the picture. 写出图中物品的英文名称。

Language Goals: Introduce yourself; Greet people; Ask for and give telephone numbers

语言目标: 介绍自己; 问候他人; 询问和告知电话号码



1b Listen and number the conversations [1-3]. 听录音, 为对话编号。

- | | | |
|---|---|--|
| <input type="checkbox"/> A: What's your name? B: Alan. | <input type="checkbox"/> A: Good morning! I'm Cindy. | <input type="checkbox"/> A: Hi. My name's Gina. B: I'm Jenny. Nice to meet you! |
| A: Hello, Alan. I'm Ms. Brown. | B: Hello, Cindy! I'm Dale. | A: Nice to meet you, too. |
| | A: Nice to meet you! | |

1c Practice the conversations above with your partner. Then greet your classmates. 与同伴一起练习上面的对话, 然后问候你的同学。

UNIT 1

2a

Listen to the conversations and number the pictures [1-4].

听对话，为图片编号。



□

1

□

□



2b

Listen again. Circle the names you hear. 再听一遍录音，圈出所听到的名字。

Eric Tom Alice Bob Mike Jack Mary Ms. Miller

2c

Practice the conversations in pairs. 两人一组练习下面的对话。

A: Hello! What's your name?
B: My name's ...
A: I'm ...
B: Nice to meet you!

A: What's his name?
B: His name's ...
A: And what's her name?
B: Her name's ...

2d

Role-play the conversation. 分角色表演对话。

Linda: Good afternoon! My name's Linda.
Are you Helen?
Helen: Yes, I am. Nice to meet you, Linda.
Linda: Nice to meet you, too. What's her name?
Helen: She's Jane.
Linda: Is he Jack?
Helen: No, he isn't. His name's Mike.



Grammar Focus

| | |
|-------------------|--|
| What's your name? | Alan./I'm Alan./My name's Alan. |
| What's his name? | He's Eric./His name's Eric. |
| What's her name? | She's Mary./Her name's Mary. |
| Is he Jack? | Yes, he is./No, he isn't. His name's Mike. |
| Are you Helen? | Yes, I am./No, I'm not. I'm Gina. |

what's = what is name's = name is I'm = I am
 he's = he is she's = she is

3a Put the words in order to make conversations. Then practice them.

调整词序，组成对话并练习。

1. your name What's 2. name his What's 3. Mike you Are
 Cindy I'm Bob He's am I Yes

3b Complete the conversation and practice it with your partner.

补全对话并与同伴练习。

- A: Hi, _____ your name?
 B: My _____ Gina. _____ you Tom?
 A: _____, I'm not. _____ Bob.
 B: Hi, _____. _____ to meet you.
 A: Nice to _____ you, too.

3c Practice introducing yourself and others in a group. How many names can you remember? 分小组练习介绍自己和他人。你能记住多少个名字?



Section B

1a Listen and repeat. 听录音并跟读。

| | | | | | | | | | |
|---|------|---|-------|---|------|---|-------|---|-------|
| 0 | zero | 2 | two | 4 | four | 6 | six | 8 | eight |
| 1 | one | 3 | three | 5 | five | 7 | seven | 9 | nine |

1b Listen to the conversation and write the telephone number.

听对话，写出电话号码。

□ □ □ - □ □ □ □

1c Ask for and give your phone numbers.

与同伴练习询问和告知电话号码。



1d Listen and match the names with the telephone numbers.

听录音，将名字和电话号码配对。

- | | | | |
|----------|-------|-----------|-------|
| 1. Tom | c | a. 929-31 | _____ |
| 2. Linda | _____ | b. 398-61 | _____ |
| 3. Bob | _____ | c. 278-79 | _____ |
| 4. Mary | _____ | d. 555-80 | _____ |

1e Listen again. Complete the phone numbers in 1d.

再听一遍录音，补全上面的电话号码。

1f Write your phone number on a piece of paper and put it in a bag. Then take out a piece of paper and find the owner. 将你的电话号码写在纸条上放入袋中，然后任意取出一张纸条，找出号码的主人。



2a Read the list of names. Write **F** for first name and **L** for last name.

阅读下面的姓名，在名字后写F，在姓氏后写L。

- | | | |
|-------------|----------|---|
| 1. Alan | 6. Jack | F |
| 2. Green | 7. Smith | L |
| 3. Miller | 8. Brown | |
| 4. Mingming | 9. Zhang | |
| 5. Gina | 10. Mary | |



2b Read the messages and match them with the pictures. **Circle** the first names and **underline** the last names.

阅读以下信息，并与图片配对。然后在名字上画圈，在姓氏下画线。

A.



B.



C.



1. My name is Jenny Green. My phone number is 281-9176. My friend is Gina Smith. Her phone number is 232-4672.
2. I'm Dale Miller and my friend is Eric Brown. His telephone number is 357-5689. My telephone number is 358-6344.
3. My name is Mary Brown. My friend is in China. Her name is Zhang Mingming. My phone number is 257-8900 and her number is 929-3155.

2c Match the names with the telephone numbers. Then find three pairs of friends in the name list. 将姓名与电话号码配对，然后找出文中的三对朋友。

| Names | |
|----------------|--|
| Eric Brown | |
| Gina Smith | |
| Dale Miller | |
| Zhang Mingming | |
| Jenny Green | |
| Mary Brown | |

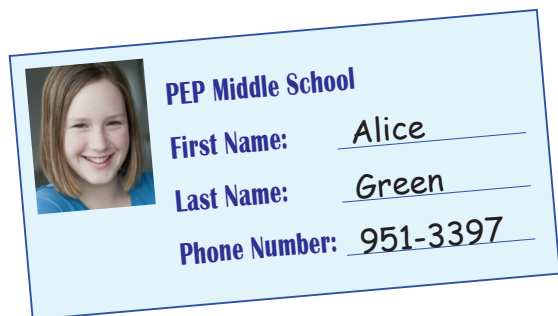
| Telephone numbers | |
|-------------------|--|
| 358-6344 | |
| 929-3155 | |
| 281-9176 | |
| 257-8900 | |
| 357-5689 | |
| 232-4672 | |

| Friends | |
|--------------------|--|
| 1. _____ and _____ | |
| 2. _____ and _____ | |
| 3. _____ and _____ | |

UNIT 1

3a Use the information on the ID card to complete the sentences.

用学生卡上的信息完成句子。



Her first name is

_____.

Her last name is


_____.

Her phone number is

_____.

3b Fill in your own ID card and write about yourself.

填写你的学生卡并写几句话介绍自己。

 **First Name:** _____

Last Name: _____

Phone Number: _____

My first name _____

Self Check

1 Write out the numbers. 写出正确的号码。

120 one two zero 10086 _____

114 _____ 12315 _____

119 _____ 17951 _____

2 Match the sentences to make conversations. 将句子配对，组成对话。

- | | |
|---------------------------------|--------------------------------------|
| 1. Hello. I'm Cindy. | A. I'm Chen Kang. |
| 2. What's your name? | B. It's 876-9548. |
| 3. Hello. I'm Grace. | C. Nice to meet you, Cindy. |
| 4. My name's Eric. | D. Nice to meet you, Eric. I'm Bill. |
| 5. What's his telephone number? | E. Hi, Grace. I'm Alice. |

UNIT 2

Section A

This is my sister.

Language Goals: Introduce people; Identify people

语言目标: 介绍他人; 辨认人物

1a

Match the words with the people in the picture.

将单词与图中人物配对。

1. mother a

2. father _____

3. parents _____

4. brothers _____


5. grandmother _____

6. grandfather _____

7. friend _____

8. grandparents _____

9. sister _____



1b

Listen and **circle** the words you hear in 1a. 听录音, 在 1a 中圈出所听到的单词。

1c

Role-play the conversation in 1a. Then talk about the other people in the picture. 分角色表演 1a 中的对话, 然后谈论图中的其他人物。

A: That's my family. Those are my parents.

B: Who's she?

A: She's my sister. Oh, and these are my brothers.

UNIT 2

2a


Listen and circle the words you hear. 听录音，圈出所听到的单词。

| | | | | |
|-------------|-------------|--------|--------------|---------|
| parents | mother | father | sister | brother |
| grandmother | grandfather | friend | grandparents | |

2b

Listen again. Match the names with the people in the picture.


再听一遍录音，将名字与图中人物配对。



- | | | | |
|----------|-------|----------|-------|
| 1. Jenny | d | 4. Bob | _____ |
| 2. Jack | _____ | 5. Linda | _____ |
| 3. Tom | _____ | 6. Mary | _____ |

2c

Ask and answer questions about the photo in 2b. 根据 2b 照片中人物进行问答。



2d

Role-play the conversation. 分角色表演对话。

Sally: Good morning, Jane.
 Jane: Good morning, Sally.
 Sally: Oh, Jane, this is my sister Kate.
 Kate, this is my friend Jane.
 Kate: Nice to meet you, Jane.
 Jane: Nice to meet you, too. Are those your parents?
 Kate: Yes, they are.
 Jane: And who's he?
 Sally: He's my brother, Paul.
 Jane: Oh, I see. Well, have a good day!
 Sally/Kate: Thanks! You, too. Bye!



Grammar Focus

| | |
|-------------------------|--------------------------|
| This is my friend Jane. | That's my grandfather. |
| These are my brothers. | Those are my parents. |
| Who's she? | She's my sister. |
| Who's he? | He's my brother. |
| Who're they? | They're my grandparents. |

that's = that is who're = who are who's = who is they're = they are

3a Complete the conversation and practice it with your partner.

补全对话并与同伴练习。

A: That _____ my family. That's my mother.

B: _____ he?

A: _____ my father.

B: Who's _____?

A: She's _____ sister.

B: And _____ they?

A: _____ my grandparents.


3b Look at the picture. Make sentences with the words in the three boxes.

看图，从方框中选词造句。

this
that
these
those

my
your

father mother
grandfather grandmother
parents grandparents
brother sister



3c Bring some family photos to class. Take turns to ask and answer questions about the photos. 带几张家庭照片，课上与同伴轮流谈论照片中的人物。

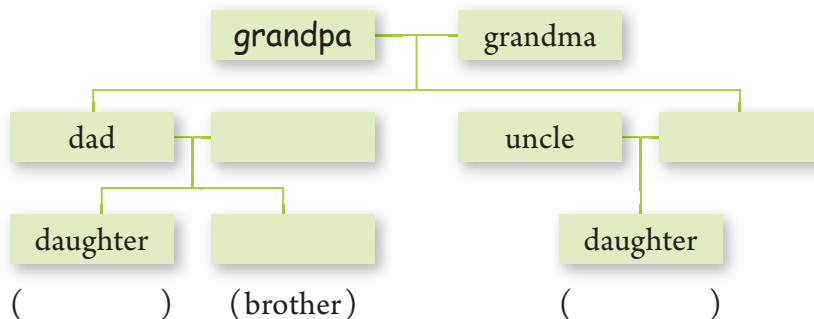


Section B

1a Add the words in the box to the family tree.

用方框中的单词补全家庭关系图。

sister son cousin grandpa mom aunt



1b Listen and check (✓) the words you hear. 听录音, 在所听到的单词后打钩。


grandpa _____ grandma _____ cousin _____ dad _____ mom _____
uncle _____ aunt brother _____ sister _____ friends _____

1c Listen again. Which picture are Jiang Tao and Tom talking about?

再听一遍录音, 找出姜涛和汤姆谈论的照片。




Picture 1



Picture 2


1d Draw a picture of your family and friends. Tell your partner about your picture. 画一张你家人和朋友的图片, 并向同伴介绍他们。




2a Find the male and female first names in this unit and write them.

找出本单元出现的男、女人名，并分别写下来。

Male



Female



2b Read about Jenny's family and circle the names.

阅读珍妮一家的简介，圈出文中人名。



My Family

Hi, I'm Jenny. Here are two nice photos of my family. My grandfather and grandmother are in the first photo. These are my parents, Alan and Mary. In the next picture are my brothers, Bob and Eric. These two girls are my sister Cindy and my cousin Helen. Coco is in my family, too.

2c Read the passage again and complete the sentences. 再读一遍短文，并完成句子。

1. My name is _____.
2. Alan and Mary are my _____.
3. Bob and Eric are my _____.
4. Cindy is my _____.
5. Helen is my _____.
6. _____ is the name of my dog.

UNIT 2

3a Complete the passage with the words in the box. Then draw a picture of Paul's family. 选词补全短文，然后画一张保罗的全家福。

brothers parents Cindy family

Hi. My name is Paul. This is a photo of my _____. These are my _____ and these are my _____, John and Bob. This is my sister _____.

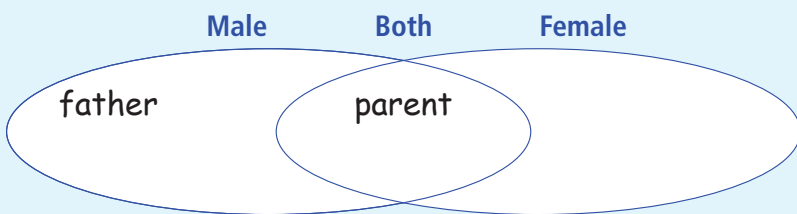


3b Bring a family photo to class and write about it. Then tell a classmate about your family. 带一张家庭照片，课上根据照片写一段介绍，然后给同学讲一讲。

Hi. I am _____. Here is a photo of my family. These are _____

Self Check

1 Group the words for family members you have learned. 将所学的家庭成员名称分类。



2 Complete the conversation. 完成对话。

Bill: Here's a photo of my family.
 Dale: _____ he?
 Bill: _____ my uncle.
 Dale: _____ this girl?
 Bill: _____ my cousin.
 Dale: Are _____ your parents?
 Bill: Yes, _____ are. And these _____ my grandparents.

UNIT 3

Section A

Is this your pencil?

Language Goal: Identify ownership


语言目标: 确认物品所属关系

1a

Match the words with the things in the picture.

将单词与图中物品配对。

1. pencil e
2. pen
3. books
4. eraser
5. ruler
6. pencil box
7. schoolbag
8. dictionary



1b

Listen and number the conversations [1-3]. 听录音, 为对话编号。

A: Is this your pencil?
B: Yes, it is. It's mine.

A: Is that your schoolbag?
B: No, it isn't. It's his.

A: Are these your books?
B: No, they aren't. They're hers.

1c

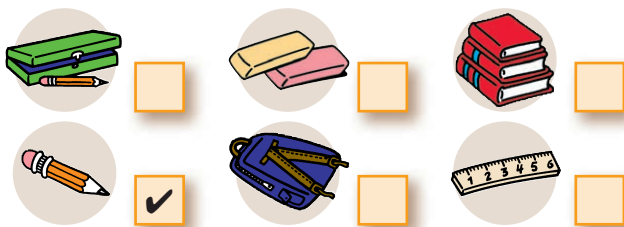
Practice the conversations above with your partner. Then make your own conversations. 与同伴一起练习上面的对话, 然后编新对话。

UNIT 3

2a

Listen and check (✓) the things you hear.

听录音，将所听到的物品打钩。



2b

Listen again. Complete the conversation with the words in the box.

再听一遍录音，选词补全对话。



erasers pencil ruler pencil box books

Tom: Excuse me, Grace. Is this your pencil ?

Grace: Yes, thank you. And those are my _____.

Tom: And Jane, is this your _____?

Jane: No, it isn't. It's hers.

Tom: OK, and these are my _____. This is your _____, Jane.

2c

Practice the conversation in 2b. Then make your own conversations using the things in your classroom. 练习2b中的对话，然后用教室里的物品编新对话。



2d

Role-play the conversation. 分角色表演对话。

Teacher: Hi, Anna. Are these your pencils?

Anna: No, they're Bob's.

Teacher: And is this his green pen?

Anna: No, it isn't. The blue pen is his.

Teacher: What about this dictionary?

Anna: It's Helen's. And the green pen is hers, too.

Teacher: And the eraser? Is that yours?

Anna: Yes, it is.

Teacher: Thank you for your help, Anna.

Anna: You're welcome.




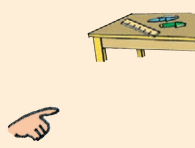
Grammar Focus

| | |
|-------------------------|---|
| Is this your pencil? | Yes, it is. It's mine./No, it isn't. It's hers. |
| Is this his green pen? | Yes, it is./No, it isn't. The blue pen is his. |
| Is that your schoolbag? | Yes, it is./No, it isn't. It's his. |
| Are these your books? | Yes, they are./No, they aren't. They're hers. |
| Are those her keys? | Yes, they are./No, they aren't. They're mine. |

it's = it is isn't = is not aren't = are not

3a Complete the questions and answers about each picture.

根据图片补全问句和答语。

| | | |
|--|-----------------------|-------------------------------------|
|  | Is _____ your book? | Yes, it is. No, it _____. |
| | Are _____ my pencils? | Yes, _____ are. No, they aren't. |
|  | Is _____ his ruler? | Yes, it _____. No, it isn't. |
| | Are _____ her pens? | Yes, they are. No, they _____. |

3b Read the questions and complete the answers. 阅读问句并补全答语。

- Is this her ruler? Yes, _____. It's _____.
- Is that Eric's schoolbag? No, _____. _____ Sally's.
- Are these his pencils? Yes, _____. They're _____.
- Are those Anna's books? No, _____. _____ mine.

3c Put some things into the teacher's box. Then take one thing out of the box and find the owner. You only have two guesses! 在老师的盒子里放一些物品，然后取出一件物品并找到物品的主人。你只可以猜两次！



Is this your eraser?


No, it isn't.

Section
B

1a Match the words with the things in the picture.

将下列单词与图中物品配对。

- | | | |
|------------------------|-------------------|---------------|
| 1. baseball <u>e</u> | 4. ID card _____ | 7. ring _____ |
| 2. watch _____ | 5. key _____ | 8. pen _____ |
| 3. computer game _____ | 6. notebook _____ | 9. bag _____ |



1b Ask and answer questions about the things in the picture above. 就上图中物品与同伴问答。


A: What's this?
B: It's a watch.
A: How do you spell it?
B: W-A-T-C-H.

1c Listen and circle the things you hear in 1a.

听录音，在 1a 中圈出所听到的物品。


1d Listen again. Write the things that belong to Linda or Mike.

再听一遍录音，写出属于琳达或迈克的物品。



watch

Linda



Mike

1e Student A is Linda and Student B is Mike. Make conversations about the things in 1d. Then change roles. 学生 A 扮演琳达，学生 B 扮演迈克，用 1d 中的物品编对话，然后交换角色。

2a Write the things you lose easily. 写出你常丢失的物品。

2b Read the notices on the board and **circle** the lost things.


阅读公告栏启事，圈出丢失的物品。

Lin Hai,

A computer game is in the school library. Is it yours? Ask the teacher for it.

Mike

Found:



Some keys are in Classroom 7E. Are they yours? E-mail me at maryg2@gfimail.com.

Is this your watch?


My phone number is 495-3539. Call me.

John

Lost:

I lost my school ID card. I must find it. Call me at 685-6034. Thanks.

Tom ☹️



2c Read the notices again and write down the items. Then check (✓) **Lost** or **Found**. 再读一遍启事，写出丢失的物品，并在 Lost 或 Found 下打钩。

| Item | Lost | Found |
|-------|--------------------------|--------------------------|
| _____ | <input type="checkbox"/> | <input type="checkbox"/> |
| _____ | <input type="checkbox"/> | <input type="checkbox"/> |
| _____ | <input type="checkbox"/> | <input type="checkbox"/> |
| _____ | <input type="checkbox"/> | <input type="checkbox"/> |

UNIT 4

Section A

Where's my schoolbag?

Language Goal: Talk about where things are

语言目标：谈论物品的位置

1a

Match the words with the things in the picture.

将单词与图中物品配对。

1. table b
2. bed
3. bookcase
4. sofa
5. chair
6. schoolbag
7. books
8. keys



1b

Listen and number the things in the picture [1-4]. 听录音，为图中物品编号。

1c

Practice the conversation in 1a with your partner. Then make your own conversations using the words in the box. 与同伴一起练习 1a 中的对话，然后用方框中的单词编新对话。


on in under

A: Where's the schoolbag?
B: It's under the table.

UNIT 4

2a

Listen and number the things [1-6]. 听录音，为物品编号。



2b

Listen again. Find the things from 2a and number them in the picture [1-6].

再听一遍录音，找出 2a 中的物品并编号。



2c

Ask and answer questions about the things in the picture in 2b.

就 2b 图中物品的位置与同伴问答。

A: Are the keys on the sofa?
B: No, they aren't. They're on the table.

2d

Role-play the conversation. 分角色表演对话。

Mom: Come on, Jack!
Jack: Oh, no! Where's my bag?
Mom: Hmm ... is it on your desk?
Jack: No. And it's not under the chair.
Mom: Oh! It's on the sofa.
Jack: Thank you, Mom. Err ... where's the map?
Mom: I think it's in your grandparents' room.
Jack: Yes, it's on their bed! And my hat?
Mom: It's on your head!
Jack: Oh, yeah! Haha!




Grammar Focus

Where's = Where is

| | |
|-------------------------|----------------------------------|
| Where's the map? | It's in your grandparents' room. |
| Where are my books? | They're on the sofa. |
| Where's his pencil box? | It's in his schoolbag. |
| Where's your ruler? | It's under the chair. |
| Where are their keys? | They're on the table. |

3a Look at the pictures and complete the conversations. 看图补全对话。



A: Where _____ the keys?

B: They're _____ the _____.

A: Where's the _____? _____ it on your desk?

B: No, it's _____ the chair.

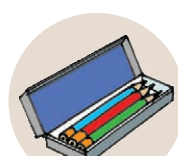
A: Where _____ the pencils?

B: I don't know. _____ they in the _____?

A: Yes, they are.

3b Ask and answer questions about the things on the right.

就右图中物品与同伴问答。



3c Student A, look at the picture on page 19. Student B, look at the picture on the right. Ask and answer questions to find the differences. 学生A看第十九页的图，学生B看右图，通过问答找出不同之处。

A: Where's the schoolbag? Is it under the table?

B: No, it isn't. It's on the table.



Section B

1a Match the words with the things in the picture.

将单词与图中物品配对。

- | | | |
|-------------------|----------------------|---------------|
| 1. radio <u>a</u> | 3. tape player _____ | 5. tape _____ |
| 2. clock _____ | 4. model plane _____ | 6. hat _____ |



1b Look at the picture in 1a for three minutes. Then close your books and write down all the things you remember.

看 1a 中的图片 3 分钟，然后合上书，写出你记住的物品。

1c Listen and circle the things Tom wants from his room.

听录音，圈出房间里汤姆想要的物品。

- | | | | |
|---------------|-------------|-------------|-------|
| English books | tape player | clock | ruler |
| notebook | tape | model plane | radio |



1d Listen again. Where are Tom's things? Write them down.

再听一遍录音，汤姆的物品在哪里？记录下来。

The English books are under the radio.

1e Ask and answer questions about the things in Tom's room.

根据汤姆房间里物品的位置进行问答。



2a Write the words you know for the things in the picture.

写出图中你知道的物品名称。



2b Read the passage and answer the questions: Is Kate tidy? Is Gina tidy?

阅读短文并回答问题: Is Kate tidy? Is Gina tidy?

I'm Kate, and my sister is Gina. I'm tidy, but Gina is not. In our room, my books and tapes are in the bookcase. My keys are in my schoolbag. I have a clock. It's on the desk. Gina's books are everywhere — on her bed, on the sofa and under the chair. The white model

plane is hers. It's under the desk. "Where are my keys? Where's my ruler? Where's my schoolbag?" Gina always asks.



2c Complete the chart about the things Kate and Gina have and where they are. 根据凯特和吉娜拥有的物品及其位置完成表格。

| Kate | | Gina | |
|-----------------|-----------------|--------|-------|
| Things | Where | Things | Where |
| books and tapes | in the bookcase | | |
| | | | |

UNIT 4

3a Do you have these things? Where are they?

你有这些物品吗？通常你把它们放在哪里？

| What | Yes/No | Where |
|--------------|--------|------------|
| a dictionary | yes | on my desk |
| a schoolbag | | |
| a pencil box | | |
| a radio | | |
| books | | |
| pens | | |
| tapes | | |
| CDs | | |

3b Write about where the things are in your room. Use the word *and* if you can. 写出你房间里物品的位置，尝试在句中使用 *and*。

1. My dictionary and my radio are on the desk.
2. My pencil box is in my schoolbag and my schoolbag is under the desk.



Self Check

1 Write the things in your room. 写出你房间里的物品。

Furniture (家具): desk,

Stationery (文具): pencil,

Other (其他): _____

2 Write about the things in your classroom with *in*, *on* and *under*.

用 *in*, *on* 和 *under* 写出教室里物品的位置。

The tape player is on the teacher's desk.

UNIT 5

Section A

Do you have a soccer ball?

Language Goal: Talk about ownership

语言目标：谈论物品所属关系

1a

Match the words with the things in the picture.

将单词与图中物品配对。

1. tennis ball a
2. ping-pong bat _____
3. soccer ball _____
4. volleyball _____
5. basketball _____
6. baseball bat _____



1b

Listen and **circle** the words you hear. 听录音，圈出所听到的单词。

ping-pong bat soccer ball volleyball ping-pong ball

1c

Practice the conversation with your partner. Then ask and answer questions about the things in the picture above. 与同伴一起练习下面的对话，然后就上图中物品进行问答。

A: Do you have a ping-pong bat?

B: Yes, I do.

A: Do you have a ping-pong ball?

B: No, I don't.

UNIT 5

2a

Listen to the conversations and number the pictures [1-4].

听对话，为图片编号。



2b

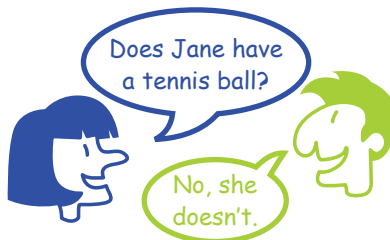
Listen again. Match the pictures in 2a with the balls.

再听一遍录音，将 2a 中图片与下面几种球配对。



2c

Ask and answer questions about the people in 2a. 就 2a 中人物与同伴问答。



2d

Role-play the conversation. 分角色表演对话。

Cindy: Hey, Helen, let's go! We're late!

Helen: OK.

Cindy: Do you have the baseball?

Helen: Yes, I do. It's in my bag.

Cindy: And where's our baseball bat?

Helen: Bill has it.

Cindy: Oh, yeah. And do you have your jacket?

Helen: Oh, no, I don't. It's on the chair. Let me get it.

Cindy: And your hat, too!

Helen: OK, I have my jacket and hat. Let's go!



Grammar Focus

| | |
|------------------------------|--|
| Do you have a baseball? | Yes, I do./No, I don't. I have a volleyball. |
| Do you have a ping-pong bat? | Yes, I do./No, I don't. I have a ping-pong ball. |
| Does she have a tennis ball? | Yes, she does./No, she doesn't. She has a baseball. |
| Does he have a soccer ball? | Yes, he does./No, he doesn't. He has two ping-pong bats. |
| Do they have a basketball? | Yes, they do./No, they don't. They have a volleyball. |

don't = do not doesn't = does not

3a Write each word in the correct place in the chart.

将方框中的单词填入表格中正确的位置。

| | | | |
|----|-----|------|------|
| I | he | they | you |
| we | she | it | Eric |

| do | does |
|----|------|
| | |

3b Fill in the blanks with *do* or *does*. Then practice the conversations with your partner. 用 do 或 does 填空，然后与同伴练习对话。

A: _____ you have a baseball?
 B: Yes, I _____.
 A: Great! I have a bat. Let's play!

A: _____ John have a soccer ball?
 B: No, he _____.
 A: _____ he have a ping-pong bat?
 B: Yes, he _____. I think he has a ping-pong ball, too.
 A: Hmm ... let's ask.

A: _____ your friends have a basketball?
 B: Yes, they _____. They have two basketballs.
 A: Well, let's play basketball.
 B: That sounds good.

3c Remember the things in Bob's room. Then close your books and ask and answer questions with a partner.

记住鲍勃房间里的物品，然后合上书与同伴问答。


A: Does Bob have a soccer ball?
 B: Yes, he does.



Section
B

1a Match the words with the pictures. 将单词与图片配对。

- | | | | | | |
|----------------|-------------------|--------------|-------------------|-------------|-------------------|
| 1. interesting | <u> c </u> ✓ | 3. fun | <u> </u> | 5. relaxing | <u> </u> |
| 2. boring | <u> </u> | 4. difficult | <u> </u> | | |



1b Listen and check (✓) the description words you hear in 1a.


听录音，在 1a 中勾出所听到的形容词。

1c Listen again. What does Paul say about these activities? Choose a word from 1a to fill in each blank. 再听一遍录音，保罗如何评论下列活动？从 1a 中选词填空。

| | |
|---------------------|---------------------------|
| play computer games | <u> interesting </u> |
| play volleyball | <u> </u> |
| watch TV | <u> </u> |
| play basketball | <u> </u> |

1d You are Paul. Your partner is Paul's friend Jenny. Talk about the activities in 1c.

你扮演保罗，你的同伴扮演保罗的朋友珍妮，谈论 1c 中的活动。



2a Find the sports words in the unit. Write them in the correct column.

从本单元找出有关运动的词汇，并填在对应的栏目里。

| Things I have | Things I don't have |
|---------------|---------------------|
| _____ | _____ |
| _____ | _____ |
| _____ | _____ |

2b Read the survey results in a school magazine and answer the question: Who has a soccer ball? 阅读一份校刊的调查结果，并回答问题：Who has a soccer ball?

Do You Have a Soccer Ball?


Frank Brown:

I don't have a soccer ball, but my brother Alan does. We go to the same school and we love soccer. We play it at school with our friends. It's relaxing.



Gina Smith:

Yes, I do. I have two soccer balls, three



volleyballs, four basketballs and five baseballs and bats. I love sports, but I don't play them — I only watch them on TV!



Wang Wei:

No, I don't. Soccer is difficult. I like ping-pong. It's easy for me. I have three ping-pong balls and two ping-pong bats. After class, I play ping-pong with my classmates.

2c Who do you think says these sentences? Check (✓) F for Frank, G for Gina or W for Wang Wei. 你认为下面的话是谁说的？在相应的位置打钩（F代表弗兰克、G代表吉娜、W代表王伟）。

| | F | G | W |
|---|--------------------------|--------------------------|--------------------------|
| 1. I play ping-pong with my classmates after class. | <input type="checkbox"/> | <input type="checkbox"/> | <input type="checkbox"/> |
| 2. I have soccer balls, basketballs, volleyballs and baseballs. | <input type="checkbox"/> | <input type="checkbox"/> | <input type="checkbox"/> |
| 3. My brother has a soccer ball but I don't. | <input type="checkbox"/> | <input type="checkbox"/> | <input type="checkbox"/> |
| 4. I only watch sports on TV. | <input type="checkbox"/> | <input type="checkbox"/> | <input type="checkbox"/> |
| 5. Soccer is not easy for me. | <input type="checkbox"/> | <input type="checkbox"/> | <input type="checkbox"/> |
| 6. My brother and I are in the same school. | <input type="checkbox"/> | <input type="checkbox"/> | <input type="checkbox"/> |

UNIT 5

3a Write more questions about sports equipment.

再写出几个询问体育用品的问题。

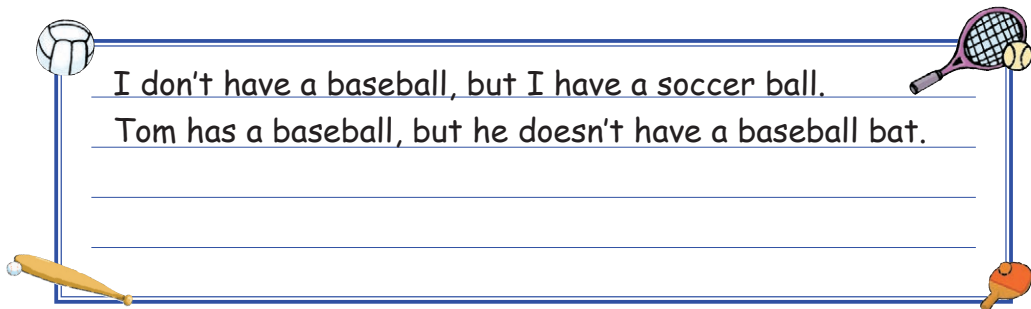
Sports Survey

- | | | |
|-------------------------------|----------------|------------------|
| 1. Do you have a soccer ball? | () Yes, I do. | () No, I don't. |
| 2. _____ | () Yes, I do. | () No, I don't. |
| 3. _____ | () Yes, I do. | () No, I don't. |
| 4. _____ | () Yes, I do. | () No, I don't. |

3b Exchange books with a partner. Answer his or her questions in 3a.

与同伴交换课本，回答对方在 3a 中的问题。

3c Look at the information in 3a. Write about yourself and your partner with *but*. 根据 3a 中的信息写一段话，谈谈你和你的同伴，尝试在句中使用 *but*。



I don't have a baseball, but I have a soccer ball.

Tom has a baseball, but he doesn't have a baseball bat.

Self Check

1 List all the sports you know. Write what you think of them.

列出你知道的运动名称，并写出你的看法。

| Sports | Your opinion |
|------------|----------------|
| volleyball | fun, difficult |
| _____ | _____ |
| _____ | _____ |
| _____ | _____ |

2 Complete the questions and answers. 补全问句或答语。

- | | |
|------------------------------------|---|
| 1. A: _____? | 3. A: _____? |
| B: Yes, my mom has a baseball bat. | B: Yeah, my father has a soccer ball. |
| 2. A: Do you have a volleyball? | 4. A: _____? |
| B: _____. | B: No, she doesn't. My teacher has a tennis ball. |

UNIT 6

Section A

Do you like bananas?

Language Goal: Talk about likes and dislikes

语言目标: 谈论好恶

1a

Match the words with the things in the picture.

将单词与图中物品配对。

1. hamburgers

 d

2. tomatoes _____

3. oranges _____

4. ice-cream _____

5. salad _____

6. bananas _____

7. strawberries

8. pears _____

9. milk _____

10. bread _____



1b

Listen and number the conversations [1-3]. 听录音, 为对话编号。

A: Do you like salad?
B: No, I don't.

A: Do you like bananas?
B: Yes, I do.

A: Do you like oranges?
B: Yes, I do.

1c

Practice the conversations above with your partner. Then make your own conversations. 与同伴一起练习上面的对话, 然后编新对话。

UNIT 6

2a

Listen and circle the food you hear. 听录音，圈出所听到的食物。

| | | | |
|-------------------|-----------|----------|--------------|
| <u>hamburgers</u> | pears | tomatoes | strawberries |
| oranges | ice-cream | salad | bananas |

2b

Listen again. Fill in the blanks. 再听一遍录音并填空。



2c

Practice the conversations above. Give answers that are true for you. 练习上面的对话，并谈谈自己的真实情况。

2d

Role-play the conversation. 分角色表演对话。

Jack: Hey, John's birthday dinner is next week. Let's think about the food.

Tom: Sure. How about burgers, vegetable salad, and some fruit?

Bill: Sounds good. John likes hamburgers.

Jack: Oh, I don't like salad.

Bill: But John likes salad, and it's his birthday.

Jack: Yes, you're right. What about the fruit?

Tom: I think John likes strawberries and apples.

Bill: OK. Let's have strawberries and apples then.



**Grammar
Focus**

| | |
|-------------------------|---------------------------------|
| Do you like salad? | Yes, I do./No, I don't. |
| Do they like pears? | Yes, they do./No, they don't. |
| Does she like tomatoes? | Yes, she does./No, she doesn't. |
| I like oranges. | I don't like bananas. |
| We like rice. | We don't like hamburgers. |
| He likes ice-cream. | He doesn't like vegetables. |

| Countable nouns | Uncountable nouns | Countable and uncountable nouns |
|--|-------------------|--|
| hamburgers, eggs, oranges, bananas, apples, pears, carrots, vegetables, tomatoes, strawberries | milk, bread, rice | food, fruit, ice-cream, salad, chicken |

3a **Underline the correct words in the brackets.** 在括号内正确的单词下画线。

- I like fruit, but I (don't / doesn't) like vegetables.
- She (like / likes) bread, but she (doesn't / don't) like salad.
- He (like / likes) bananas, but he (don't / doesn't) like oranges.
- We (likes / like) hamburgers, but we don't (like / likes) chicken.
- They (likes / like) pears, but they (don't / doesn't) like strawberries.

3b **Number these sentences [1-4] to make a conversation.**

将句子编号，组成对话。

So, let's get salad. Yes, I do. Do you like salad? OK.

3c **Ask your classmates about the food in the chart. Find out what they like and don't like.**

调查你的同学，看看表中的食物他们喜欢什么，不喜欢什么。


| | Food | Likes | Doesn't like |
|---|-----------|--------|--------------|
|  | ice-cream | Liu Li | Zhao Jun |
|  | | | |
|  | | | |
|  | | | |
|  | | | |
|  | | | |
|  | | | |
|  | | | |

Section B

1a Write the number of each word next to the correct food.

将单词编号写在对应的食物旁边。

- | | | | | |
|-----------|----------|--------------|------------|-------------|
| 1. orange | 3. eggs | 5. ice-cream | 7. banana | 9. rice |
| 2. salad | 4. apple | 6. hamburger | 8. chicken | 10. carrots |



1b How many other words can you add to the lists?

你在每一栏后还能补充几个单词?

fruit: pear,

vegetables: carrot,


1c Listen and circle the food you hear in 1a. 听录音, 在 1a 中圈出所听到的食物。

1d Listen again. Fill in the chart. 再听一遍录音并填表。

| | Likes | Doesn't like |
|-------|----------|--------------|
| Tom | carrots, | |
| Sally | | |

1e Ask and answer questions about what Sally and Tom like and don't like.

根据萨莉和汤姆喜欢与不喜欢的食物与同伴进行问答。



2a Which food do you think is healthy? Check (✓) Yes, Maybe or No.

你认为哪种食物健康? 在 Yes、Maybe 或 No 下打钩。

| Food | Yes | Maybe | No |
|------------|-----|-------|----|
| fruit | | | |
| vegetables | | | |
| eggs | | | |
| chicken | | | |
| hamburgers | | | |
| ice-cream | | | |



2b Read the magazine article and circle the food words.

阅读杂志文章, 圈出食物名称。

Sports Star Eats Well!

David asks the volleyball star, Cindy Smith, about her eating habits.

David: Hello, Cindy. What do you like for breakfast?

Cindy: I love fruit. I think it's healthy.

David: OK. So what fruit do you like? Do you like bananas?

Cindy: Well, I don't like bananas. But I like oranges and apples.

David: What about lunch? Do you like salad?

Cindy: Yes, I really like it.

David: Hmm ... and do you like hamburgers for dinner?

Cindy: Oh, no, they're not healthy. I like chicken for dinner.

David: OK, well, one last question — do you eat ice-cream after dinner?

Cindy: Err ... I like ice-cream ... but I don't eat it. I don't want to be fat.

2c Write five sentences about Cindy's eating habits.

写五个句子, 谈谈辛迪的饮食习惯。

Cindy likes healthy food.

1. Cindy _____
2. She _____
3. She _____
4. Cindy doesn't _____
5. She doesn't _____

UNIT 6

3a Complete the survey.
完成调查表。



Do you like eggs for breakfast?



No, I don't. I like oranges.

| | Breakfast | Lunch | Dinner |
|-------------------------|-----------|-------|--------|
| I like | | | |
| I don't like | | | |
| My partner likes | | | |
| My partner doesn't like | | | |

3b Write about what you and your partner like and don't like for breakfast, lunch and dinner. 写出你和同伴一日三餐喜欢吃什么、不喜欢吃什么。

For breakfast, I like _____, but I don't like _____.

For lunch, _____.

And for dinner, _____.

For breakfast, _____ likes _____.

For lunch, _____.

And for dinner, _____.

Self Check

1 Do you know the plurals of these words? Put them in the correct columns. 下面单词的复数形式是什么? 将它们写在相应的栏目里。

hamburger tomato carrot
photo banana strawberry
hat table dictionary
egg apple pear
radio vegetable family
pencil key volleyball

| + s | + es | y → i + es |
|-----|------|------------|
| | | |

2 What food, sports and colors do you like and dislike? 你喜欢什么食物、运动和颜色? 不喜欢什么?

3 What food, sports and colors do your parents like and dislike? Write at least five sentences. 你父母喜欢什么食物、运动和颜色? 不喜欢什么? 至少写出五句话。

UNIT 7

Section A

How much are these socks?

1a

Match the words with the things in the picture.

将单词与图中物品配对。

1. socks i
2. T-shirt
3. shorts
4. sweater
5. bag
6. hat
7. trousers
8. shoes
9. jacket
10. skirt



Language Goals: Ask about prices; Talk about clothing;
Offer help; Thank someone
语言目标: 询问价格; 谈论衣物; 提供帮助; 感谢他人

1b

Listen and **circle** the things you hear in the picture in 1a.

听录音, 在 1a 的图片中圈出所听到的物品。

1c

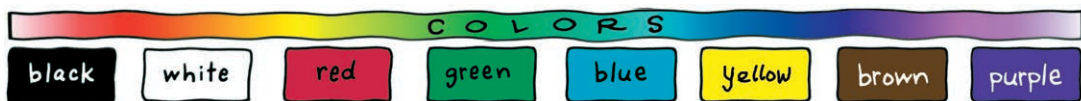
Practice the conversation with your partner. Then make your own conversations.

与同伴一起练习对话, 然后编新对话。


A: How much is this T-shirt?
B: It's seven dollars.
A: How much are these socks?
B: They're two dollars.

UNIT 7

2a Listen and repeat. 听录音并跟读。



2b Listen to the conversations and **circle** the things you hear. 听对话，圈出所听到的物品。



2c Listen again. Fill in the price tags. 再听一遍录音并填写价签。

2d Ask and answer questions about the things in 2b. 与同伴就 2b 中的物品进行问答。

A: I like these shorts.
How much are they?
B: They're six dollars.

2e Role-play the conversation. 分角色表演对话。

Woman: Can I help you?
Mary: Yes, please. I need a sweater for school.
Woman: OK. What color do you want?
Mary: Blue.
Woman: How about this one?
Mary: It looks nice. How much is it?
Woman: Nine dollars.
Mary: I'll take it. How much are those yellow socks?
Woman: Two dollars for one pair and three dollars for two pairs.
Mary: Great! I'll take two pairs.
Woman: Here you are.
Mary: Thank you.
Woman: You're welcome.



Grammar Focus

| | |
|------------------------------------|-----------------------|
| How much is the hat? | It's five dollars. |
| How much is this T-shirt? | It's seven dollars. |
| How much is that brown sweater? | It's eight dollars. |
| How much are these socks? | They're two dollars. |
| How much are those black trousers? | They're nine dollars. |

3a Make sentences in the chart with the words in the three boxes.

从方框中选词造句，写在表格相应的栏目中。

| | | | |
|-------|-------|--------|-------|
| the | this | yellow | green |
| that | these | purple | blue |
| those | | brown | red |
| | | white | black |

| | |
|----------|-------|
| T-shirt | hat |
| trousers | skirt |
| sweater | socks |
| shorts | shoes |
| jacket | bag |

| How much is ...? | How much are ...? |
|--------------------|-------------------|
| the yellow T-shirt | |

3b Look at the pictures and write the questions and answers.

看图写问句或答语。

- How much is the hat? _____
- How much is the bag? _____
- How much is the T-shirt? _____
- _____ They're three dollars.
- _____ It's nine dollars.
- _____ It's eight dollars.



3c Student A, look at the pictures in 3b for a minute and then close your book. Student B, ask questions.

学生 A 看 3b 中的图片一分钟，然后合上书。
学生 B 提问。

B: How much are the socks?
A: Umm, they're three dollars.

Section B

1a Listen and repeat. 听录音并跟读。

| | | | | | | | | | | |
|----|----|----|----|----|----|----|----|----|----|----|
| 10 | 11 | 12 | 13 | 14 | 15 | 16 | 17 | 18 | 19 | 20 |
| 21 | 22 | 23 | 24 | 25 | 26 | 27 | 28 | 29 | 30 | 31 |

1b Write the numbers in 1a next to the correct words. Which rows of numbers are in the wrong places?

将 1a 中的数字写在对应的单词后。哪儿行数字的顺序不对?

| | | | | |
|-------------------|------------------|--------------------|--------------------|-------------------|
| ten <u>10</u> | eleven _____ | twelve _____ | thirteen _____ | fourteen _____ |
| twenty-five _____ | twenty-six _____ | twenty-seven _____ | twenty-eight _____ | twenty-nine _____ |
| twenty _____ | twenty-one _____ | twenty-two _____ | twenty-three _____ | twenty-four _____ |
| fifteen _____ | sixteen _____ | seventeen _____ | eighteen _____ | nineteen _____ |
| thirty _____ | thirty-one _____ | | | |

1c Listen and circle the numbers you hear in 1a.

听录音，在 1a 中圈出所听到的数字。

1d Listen again. Circle the things in the picture that Kate and her mom talk about. Check (✓) the thing Kate buys.

再听一遍录音，在图中圈出凯特和妈妈谈到的物品，在凯特购买的物品上打钩。



1e Ask and answer questions about the things in the picture above.

就上图中的物品与同伴进行问答。



2a How much do you think these things cost? Match each clothing item with a price. 你认为下列物品的价格是多少? 将物品与价格配对。

| | | | | | |
|--------------------|-------------------|-----------------|---------|---------|---------|
| 1. a skirt _____ | 3. socks _____ | 5. shorts _____ | a. \$3 | c. \$30 | e. \$22 |
| 2. a sweater _____ | 4. trousers _____ | 6. shoes _____ | b. \$15 | d. \$20 | f. \$25 |

2b Read the ad and fill in the price tags. 读广告, 填价签。

Mr. Cool's Clothes Store

Come and buy your clothes at our great sale! We sell all our clothes at very good prices. Do you like sweaters? We have green sweaters for only \$15! Yellow sweaters are only \$12! Do you need trousers? For boys, we have black trousers for only \$22. And shorts are only \$16! For girls, we have skirts in purple for only \$20. How much are our jackets? Only \$30! And we have black shoes for only \$28. Socks are only \$2 for three pairs! Come to Mr. Cool's Clothes Store now!



2c Imagine you work at Mr. Cool's Clothes Store. Complete the conversation and practice it in a group. 假设你在 Mr. Cool's Clothes Store 工作, 补全对话并与小组同伴练习。

You: Hello, _____ I help you?
 Girl: Yes, please. I need a _____.
 You: How about these purple _____?
 Girl: Oh, I like this one. How _____ is it?
 You: It's only _____ dollars.
 Girl: Oh, good. I'll _____ it.
 You: And what do you need?
 Boy: Well, I need a pair of black _____ for school.
 You: What about this pair? They're _____ twenty-eight _____.
 Boy: Great. And do you have shorts, too?
 You: Yes, our shorts are only _____ dollars.
 Boy: OK. I'll take the _____ and the _____.

UNIT 7

3a Look at the things in the picture. Fill in the blanks in the ad.

看图并补全广告信息。

Huaxing Clothes Store


Do you like _____ ?

We have _____ for only _____ yuan.

How much are our _____ ?

Only _____ yuan.

And red _____ are _____ yuan.



3b Write an ad for your own clothes store. 为你自己的服装店写一则广告。

Sale at _____



Come and buy your clothes at ...! Do you like ...?

We have ...

Come to our store now!















Self Check

1 Describe what these people are wearing today.

描述这些人今天的穿着。

I: a pair of white socks, _____

My partner: _____

My teacher: _____

2 Put the sentences in order to make a conversation.

将句子排序，组成对话。

A. Thank you.

F. OK. I'll take them.

B. I'm sorry. We don't sell bags.

G. Can I help you?

C. You're welcome.

H. I see. Hmm ... those blue trousers are nice. How much are they?

D. Here you are.

E. Yes, please. Do you sell bags?

I. They're twenty-five dollars.

UNIT 8

Section A

When is your birthday?

Language Goal: Talk about dates

语言目标：谈论日期

1a

Listen and repeat.

听录音并跟读。

MONTHS

1. January
2. February
3. March
4. April
5. May
6. June
7. July
8. August
9. September
10. October
11. November
12. December



1b

Listen and number the conversations [1-3]. 听录音，为对话编号。

A: When is your birthday, Linda?
B: My birthday is on May 2nd.

A: When is your birthday, Mary?
B: It's on January 5th.

A: When is your birthday, Mike?
B: My birthday is on June 3rd.

1c

Practice the conversations above with your partner. Then make your own conversations. 与同伴一起练习上面的对话，然后编新对话。

UNIT 8

2a

Listen and repeat. 听录音并跟读。

| | | | | | | | | | | |
|------|------|------|------|------|------|------|------|------|------|------|
| 1st | 2nd | 3rd | 4th | 5th | 6th | 7th | 8th | 9th | 10th | 11th |
| 12th | 13th | 14th | 15th | 16th | 17th | 18th | 19th | 20th | 21st | 22nd |
| 23rd | 24th | 25th | 26th | 27th | 28th | 29th | 30th | 31st | | |

2b

Listen and circle the numbers you hear in 2a.

听录音，在 2a 中圈出所听到的数字。

2c

Listen again. Match the names, months and dates. 再听一遍录音，将名字、月份、日期配对。

| Name | Month | Date |
|-------|-----------|------|
| Alice | July | 4th |
| Frank | August | 22nd |
| Eric | January | 5th |
| Jane | September | 17th |



2d

Talk about the children's birthdays in 2c. Then ask your partner about the birthdays in his or her family. 与同伴谈谈 2c 中人物的生日，然后询问彼此家人的生日。

A: When is Alice's birthday?
 B: Her birthday is on September 5th.
 A: When is your father's birthday?
 B: His birthday is on _____.

2e

Role-play the conversation. 分角色表演对话。

Bill: Hi, Alan. Happy birthday!
 Alan: Thank you, Bill.
 Bill: So, how old are you, Alan?
 Alan: I'm twelve. How old are you?
 Bill: I'm thirteen.
 Alan: When is your birthday?
 Bill: My birthday is in August.
 Alan: Well, do you want to come to my birthday party?
 Bill: Oh, yes. When is it?
 Alan: At three this afternoon.
 Bill: OK, great. See you!



Grammar Focus

| | |
|---------------------------------|-----------------------------------|
| When is your birthday? | My birthday is on May 2nd. |
| When is his birthday? | His birthday is on January 17th. |
| When is her birthday? | It's in August. |
| When is Alice's birthday? | Her birthday is on September 5th. |
| When is your father's birthday? | His birthday is on April 21st. |

first second third fourth fifth sixth seventh eighth
 ninth tenth eleventh twelfth thirteenth fourteenth
 fifteenth sixteenth seventeenth eighteenth nineteenth
 twentieth twenty-first twenty-second twenty-third
 twenty-fourth twenty-fifth twenty-sixth twenty-seventh
 twenty-eighth twenty-ninth thirtieth thirty-first

3a Match the questions and answers. 将问句与答语配对。

| Questions | Answers |
|---|------------------------------------|
| 1. When is Jenny's birthday? ____ | a. No, it's on the 6th. |
| 2. When are their birthdays? ____ | b. Her birthday is on May 24th. |
| 3. When is your brother's birthday? ____ | c. Yes, it is. |
| 4. Is his birthday in July? ____ | d. Their birthdays are in January. |
| 5. Is your birthday on February 1st? ____ | e. It's on June 16th. |

3b Complete the conversation and practice it with your partner.

补全对话并与同伴练习。

A: How _____ are you, Grace?

B: _____ twelve.

A: And _____ is your birthday?

B: My _____ is on March 12th. How about you and Tom?

A: Well, my birthday is _____ July 5th, and Tom's birthday is _____ December.

3c Find out your group members' birthdays and ages. Line up from the youngest to the oldest.

调查组内其他同学的生日和年龄，然后按从小到大的顺序排队。




Section B

1a Match the pictures with the events.

将图片与活动配对。

- | | |
|--------------------------|------------------------|
| 1. <u>d</u> English test | 3. ___ school trip |
| 2. ___ party | 4. ___ basketball game |



1b Listen and circle the events you hear in 1a.

听录音，在 1a 中圈出所听到的活动。

1c Listen again. Fill in John's calendar. 再听一遍录音，完成约翰的日程表。

| SEPTEMBER | | | | | | |
|-----------|----|----|----|----|----|----|
| 24 | 25 | 26 | 27 | 28 | 29 | 30 |

| OCTOBER | | | | | | |
|---------|---|---|---|-----------------------------------|---|---|
| 1 | 2 | 3 | 4 | 5 Sally's birthday party | 6 | 7 |

1d Ask and answer questions about John's calendar. 与同伴就约翰的日程表问答。



2a Check (✓) the activities you have at your school.

在你们学校经常组织的活动后打钩。



| | | | |
|-------------|--------------|------------|-----------|
| soccer game | school trip | School Day | book sale |
| English Day | art festival | Sports Day | party |

2b Read the school notice and list the activities and the dates.

阅读一则学校通知，列出文中活动和日期。

Dear students,


We have some interesting and fun things for you this term. On September 21st, we have a school trip in the afternoon.

October is a great month. On the 12th and the 15th, we have two ball games, soccer and volleyball.

School Day is on October 22nd. Your parents can come to our school. Next month, we have an art festival. It's on November 3rd. We have an

English party on November 30th. And on December 3rd, we have a book sale in the school library.

This is a really busy term! Have a good time!



| Dates | Activities |
|-------|------------|
| | |

2c Discuss the questions with your partner. 与同伴讨论下面的问题。

1. What activities from 2b do you like?
2. What other activities do you like?

UNIT 8

3a Complete the note with the words in the box. 选词补全便条。

my school game September like basketball

Dear Alan,

Do you _____ sports? Do you have a _____? Please come to _____ next week. We have a basketball _____. It is on _____ 28th. See you there!

Guo Peng

3b Write your own note to a friend. Invite him/her to an activity in your school. Use the questions to help you. 给朋友写一个便条, 邀请对方参加学校的某项活动。右边的

- What is your friend's name?
- What does your friend like to do?
- What activity do you have in your school?
- When is the activity?

Dear _____,

Self Check

1 Complete the chart with the correct forms of the numbers.

用正确的数词填表。

| | | | | | |
|-------|--------|-------|---------|--------|--------------|
| one | first | six | | twelve | |
| | second | | seventh | | thirteenth |
| three | | eight | | twenty | |
| | fourth | nine | | | twenty-first |
| five | | | tenth | thirty | |

2 Write the dates for these holidays in China. 写出下列中国节假日的日期。

1. When is Children's Day (儿童节)? It's on _____.
2. When is National Day (国庆节)? It's on _____.
3. When is Women's Day (妇女节)? It's on _____.
4. When is New Year's Day (新年)? It's on _____.

UNIT 9

Section A

My favorite subject is science.

Language Goals: Talk about preferences; Give reasons

语言目标：谈论喜好；说明理由

1a

Match the words with the pictures.

将单词与图片配对。

1. P.E. c
2. art
3. science
4. music
5. math
6. Chinese
7. geography
8. history



1b Listen and **circle** the subjects you hear in 1a. 听录音，在1a中圈出所听到的学科。

1c Practice the conversation with your partner. Then make your own conversations. 与同伴一起练习对话，然后编新对话。

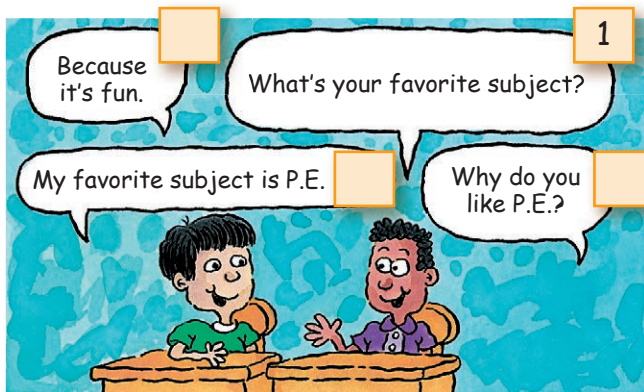
A: What's your favorite subject?
B: My favorite subject is art.

UNIT 9

2a

Listen and put the conversation in order.

听录音，为句子编号，组成对话。



2b


Listen and match the subjects you hear with the descriptions.

听录音，将学科名称与形容词匹配。

| Subject | Description |
|--------------|----------------|
| 1. art | a. fun |
| 2. science | b. interesting |
| 3. music | c. boring |
| 4. P.E. | d. difficult |
| 5. math | e. relaxing |
| 6. geography | |
| 7. history | |

2c

What do you think of the subjects above? Make your own conversations using the words in 2b. 你对上述学科的看法是什么？与同伴用 2b 中的单词编对话。



2d

Role-play the conversation. 分角色表演对话。

Frank: Hi, Bob. How's your day?
 Bob: It's OK. I like Monday because I have P.E. and history. They're my favorite subjects.
 Frank: Who's your P.E. teacher?
 Bob: Mr. Hu. He always plays games with us.
 Frank: That's great! But why do you like history? It's boring.
 Bob: Oh, I think history is interesting. What's your favorite day?
 Frank: Friday.
 Bob: Why?
 Frank: Because the next day is Saturday!
 Bob: Haha! That's for sure. I like Friday, too.



Grammar Focus

| | |
|---------------------------------|----------------------------------|
| What's your favorite subject? | My favorite subject is science. |
| What's his favorite subject? | His favorite subject is Chinese. |
| What's her favorite subject? | Her favorite subject is art. |
| Why does Bob like history? | Because it's interesting. |
| Why do Frank and Bob like P.E.? | Because it's fun. |
| Who is your music teacher? | My music teacher is Ms. Xie. |
| When is your geography class? | It's on Monday and Friday. |

3a Fill in the blanks with *what, who* or *why*. 用 *what, who* 或 *why* 填空。

- A: _____ do you like history?
B: Because it's interesting.
- A: _____ likes math? B: Eric does.
- A: _____ is your favorite subject?
B: My favorite subject is P.E.
- A: _____ is your science teacher? B: My science teacher is Mr. Chen.
- A: _____ do you like art? B: Because it's fun.



3b Write questions for the answers. 根据答语写出问句。

| Questions | Answers |
|------------|-----------------------------------|
| 1. _____ ? | Because history is interesting. |
| 2. _____ ? | Science and math. |
| 3. _____ ? | His Chinese class is on Monday. |
| 4. _____ ? | Mary's favorite subject is art. |
| 5. _____ ? | My geography teacher is Mrs. Qin. |

3c Interview three classmates and complete the chart. Then tell your group about the results. 采访三个同学并填表，然后在组内汇报。

| Name | Favorite subject (What) | Reason (Why) | Teacher (Who) |
|-------------|-------------------------|--------------|---------------|
| Li Jingjing | music | It's fun. | Ms. Xie |
| | | | |
| | | | |
| | | | |

- A: What's your favorite subject, Jingjing?
B: Music.
A: Why do you like music?
B: Because it's fun.
A: Who's your music teacher?
B: Ms. Xie.

Section B

1a Match the words on the left with their opposites on the right. 将左栏的单词与右栏的反义词配对。

boring
difficult
busy

easy
interesting
fun
free
cool

1b Listen and check (✓) the words you hear in 1a.

听录音，在 1a 中勾出所听到的形容词。

1c Listen again. Circle the classes David talks about on this schedule.

再听一遍录音，在下面的日程表中圈出戴维谈到的学科。

| DECEMBER | | | | | |
|---------------|-------|--------------|------|-----------------------|-----------|
| Monday 25th | | Tuesday 26th | | Wednesday 27th | |
| A.M. | 08:00 | science | A.M. | 08:00 | math |
| | 09:00 | English | | 09:00 | math |
| | 10:00 | Chinese | | 10:00 | history |
| | 11:00 | P.E. | | 11:00 | science |
| P.M. | 12:00 | lunch | P.M. | 12:00 | lunch |
| | 01:00 | geography | | 01:00 | music |
| | 02:00 | art | | 02:00 | geography |
| Thursday 28th | | Friday 29th | | Saturday 30th | |
| A.M. | 08:00 | math | A.M. | 08:00 | Chinese |
| | 09:00 | Chinese | | 09:00 | English |
| | 10:00 | Chinese | | 10:00 | art |
| | 11:00 | history | | 11:00 | P.E. |
| P.M. | 12:00 | lunch | P.M. | 12:00 | lunch |
| | 01:00 | geography | | 01:00 | math |
| | 02:00 | English | | 02:00 | history |
| | | | | Sunday 31st | |
| | | | | Bill's birthday party | |

1d Talk about David's favorite subject with your partner. Then talk about your favorite subject. 与同伴谈谈戴维最喜欢的学科，然后谈谈你最喜欢的学科。

A: What's David's favorite subject?
B: _____.
A: Why does he like _____?
B: Because it's _____.
A: When is the class?
B: It's on _____.

2a What do you think of these subjects? Write a description for each one.

你对这些学科有什么看法？用适当的形容词描述每个学科。

| | | |
|-----------------------|---------------|-----------------|
| music <u>relaxing</u> | art _____ | English _____ |
| history _____ | science _____ | Chinese _____ |
| P.E. _____ | math _____ | geography _____ |

2b Read the following letter. Underline the subjects Yu Mei likes. Circle the subjects she doesn't like. Are Yu Mei's ideas the same as yours?

阅读下面的信，在于梅喜欢的学科下画线，在她不喜欢的学科上画圈。你和她的想法一致吗？

Dear Jenny,

I am very busy on Friday. At 8:00 I have math. It is not fun. The teacher says it is useful, but I think it is difficult. Then at 9:00 I have science. It is difficult but interesting. At 10:00 I have history. After that, I have P.E. at 11:00. It is easy and fun. Lunch is from 12:00 to 1:00, and after that we have Chinese. It is my favorite subject. Our Chinese teacher, Mrs. Wang, is great fun. My classes finish at 1:50, but after that I have an art lesson for two hours. It is really relaxing!



How about you? When are your classes? What is your favorite subject?

Your friend,
Yu Mei

2c Complete Yu Mei's schedule with the information in 2b.


用2b中的信息完成于梅的日程表。

| Friday | | | |
|----------------|---------------------|---------------|---------------------|
| Time | Subjects/Activities | Time | Subjects/Activities |
| 8:00 to 8:50 | | 12:00 to 1:00 | |
| 9:00 to 9:50 | | 1:00 to 1:50 | |
| 10:00 to 10:50 | | 2:00 to 4:00 | |
| 11:00 to 11:50 | | | |

UNIT 9

3a Number these parts of an e-mail message [1-3].

将下列内容排序，组成一封电子邮件。



I have P.E. at 1:00. P.E. is fun. Then at 2:00 I have math. It is boring. At 3:00 I have art. It is cool.

Let's meet on Saturday. Is that OK with you?
Dale

Hi Mei Ling,
Thank you for your e-mail. I want to meet you on Friday afternoon, but I am really busy.

3b Fill in the schedule below for your classes on Friday. 填写你星期五的课程表。

| Friday | | | |
|--------|----------|------|----------|
| Time | Subjects | Time | Subjects |
| | | | |
| | | | |
| | | | |
| | | | |

3c Now write an e-mail message to a friend about your Friday.

给朋友写封电子邮件，谈谈你星期五的活动。

Self Check

1 Add more words to each column. 在每一栏中补充单词。

| Descriptions | School subjects | Days of the week |
|--------------|-----------------|------------------|
| interesting | English | Monday |
| | | |

2 Complete the questions with *what*, *when*, *who* or *why*. Then answer the questions. 用 *what*, *when*, *who* 或 *why* 补全问句并回答。

- _____ is your favorite subject? _____
- _____ do you like it? _____
- _____ is your music teacher? _____
- _____ is your math class? _____

Notes on the Text

Starter Unit 1 Good morning!

1. 关于英语名字的性别

在英语中，人的名字大多带有性别特征。因此，一般情况下我们可以从一个人的名字得知此人的性别。例如：Paul（保罗）是男士，Helen（海伦）是女士等。教材后的人名表提供了英语中常见的男、女名字。

2. Good morning! 早上好!

Good morning! 是英语中常见的见面问候语，类似的问候语还有 Good afternoon!（下午好）和 Good evening!（晚上好）。在英语国家的非正式场合及日常口语中，熟人及朋友间常常用 Morning! Afternoon! 或 Evening! 进行问候。例如：

Morning, everyone! 大家早上好!

Evening, Gina. How're you today? 晚上好，吉娜。今天可好?

但是，Good night! 并不是问候语，而是晚上分别时或就寝前的道别用语，它的含义是“晚安！”“再见。”

Starter Unit 2 What's this in English?

1. a map 和 an orange

英语中不定冠词 a 和 an 用在名词的前面，泛指“一个”。大多数情况下，人们使用不定冠词 a。例如：a key（一把钥匙）、a jacket（一件夹克衫）等。但是，当所修饰的名词发音为元音开头时，就要用不定冠词 an。例如：an apple（一个苹果）、an egg（一个鸡蛋）、an hour（一个小时）等。

2. What's this in English? 这个用英语怎么说?

在此句中，in English 中的 in 表示“使用；利用（某种语言）”。例如：What's that in Chinese? 那个用汉语怎么说?

此外，英语中还可以用 What's the English for ...? 表达同样的含义。例如：

A: What's the English for 枕头? B: It's a pillow.

A: “枕头”用英语怎么说? B: 是 pillow。

Starter Unit 3 What color is it?

歌谣 A-E-I-O-U

英语的 26 个字母中有 5 个元音字母，即 Aa, Ee, Ii, Oo, Uu。

Notes on the Text

歌谣中的介词in与What's this in English?中的in含义不同,这里in表示“在……之中;在……里边”。例如:A in Dale; E in evening的含义是“Dale中的A, evening中的E”。

Unit 1 My name's Gina.

1. My name's Gina. 我的名字叫吉娜。

What's your name? 你叫什么名字?

这两个句子中的's是英语单词is(是)的缩写,即:My name's = My name is; What's = What is。此处的“'”称作缩略符,它可将两个单词缩略连接到一起,从而使说话时语言更加流畅、简洁。

2. I'm Jenny. 我是珍妮。(我叫珍妮。)

这是自我介绍的另一种说法,相当于My name's Jenny。此处I'm为I am的缩写。I'm ...是本单元一个重要的句型,它的含义是“我是……”。例如:

I'm your teacher. 我是你的老师。

I'm a new student. 我是一位新学生。

3. 英语国家的姓和名

英语国家的名字也有姓和名之分。但是,英语姓名和汉语姓名的位置顺序不同。在汉语中,通常“姓”在前,“名”在后。而在英语中,通常是“名”在前,“姓”在后。

在非正式场合或熟人之间,英语国家的人往往直呼其名。在正式场合或陌生人之间,人们通常在姓氏前面加上Mr.(先生)、Ms.(女士)、Mrs.(夫人;太太)等称谓。例如:Mr. Black(布莱克先生)、Ms. Green(格林女士)等。

4. ID card 身份证; (个人身份) 信息卡

ID card是Identity card的简写形式。一般情况下, ID card指公安机关发放的“身份证”。但在学校中, ID card也可用来特指学生的school ID card,即学生的“个人身份信息卡”或“学生证”。例如:

Do you have your ID card with you? 你随身带身份证了吗?

Your school ID card, please. 请出示你的学生证。

5. 公共电话号码

每个国家都会特别设定一些公共电话号码,用以提供公共服务及社会保障。例如:在我国有120(医疗急救电话)、110(报警电话)、114(电话查询台)、119(火警电话)等。

Unit 2 This is my sister.

1. 中外家庭亲属成员之间称谓的文化差异

在我国,家庭亲属成员之间的称谓可体现出长幼(例如:“姐弟”和“兄妹”)、性别(例如:“表哥”和“表姐”)、血缘关系(例如:“奶奶”和“姥姥”,“舅舅”和“伯

伯”)，通过称呼便可得知双方的血缘关系、辈分等等。

英语国家却不一样，在称呼中对于辈分、性别、长幼、血缘等因素不做细分。例如：*grandfather*既可指“爷爷”，也可指“姥爷；外公”；*sister*既可指“姐姐”，也可指“妹妹”；*uncle*和*aunt*不仅指父亲一方的兄弟、姐妹或他们的配偶，同时也指母亲一方的兄弟、姐妹或他们的配偶；*cousin*则泛指“堂兄（或弟、姊、妹）；表兄（或弟、姊、妹）”。

2. Jane: ... Well, have a good day! Sally/Kate: Thanks! You, too.

简：……那好，愿你们（一天）玩得高兴！萨莉/凯特：多谢了！也祝你玩得高兴。

1) *Have a good day!* 用于表达祝愿，祝愿对方一天里有好的心情和运气。该句中的*day*还可用*morning*, *afternoon*等词语替代。

2) *You, too.* 是英语中较常见的一句答语，通常表示把同样的祝愿送给对方，相当于汉语中的“你（们）也一样！”

3. Here are two nice photos of my family. 这儿有两张我家人的漂亮照片。

Here are ... 表示“这是……；这（儿）有……”，用于介绍或引入话题，也可用*Here is ...* 来表示单数的概念。例如：

Here are some of my friends. 这是我的几位朋友。

4. Coco is in my family, too. 蔻蔻也是我家中的一位成员。

*Coco*可译作“蔻蔻”，是指该家庭中宠物的名字。人们喜爱饲养宠物，对宠物很有感情，常把它们视为家庭成员。在英语表达中，人们通常用*she/her*或*he/him*称呼宠物，而不是用代词*it*称呼。

Unit 3 Is this your pencil?

1. Excuse me, Grace. Is this your pencil? 打扰了，格雷丝。这是你的铅笔吗？

excuse me 相当于汉语中的“劳驾；打扰了”，常用于询问、求助或请求之前。

2. Teacher: What about this dictionary? Anna: It's Helen's.

老师：这本词典（是谁的）呢？安娜：是海伦的。

1) *What about ...?* 用于非正式场合中对所谈话题进行反问，或向对方征求意见，表示“……怎么样呢？”“……又如何呢？”也可以说 *How about ...?* 例如：

I like English. How about you? 我喜欢英语。你呢？

I'm busy this afternoon. What about this evening? 今天下午我比较忙。今晚怎样？

2) 此处的 *Helen's* 表示“海伦的”。's 是“名词所有格”，用于名词的后边，表示“……的”。例如：

my brother's name 我兄弟的名字

Jack's father and John's uncle 杰克的爸爸和约翰的舅舅

3. Teacher: Thank you for your help, Anna. Anna: You're welcome.

老师：多谢你的帮助，安娜。安娜：不客气。

Thank you for ... 和 Thanks for ... 都是表达感谢的方式，在 for 的后边加上感谢的原因。例如：

Thanks for your books. 多谢你的（那几本）书。（= Thank you for your books.）

4. How do you spell it? 它（指某一单词）如何拼写呢？（你如何拼写它？）

英语中常用代词代替已知的名词，而不重复该词。本句中 it 代替需要拼写的单词。用于询问或要求对方拼写单词的表达方式还有：

Can you spell it, please? 请你把它拼写出来好吗？（你能拼写它吗？）

Spell it, please. 请把它拼写出来。

Do you know how to spell it? 你知道它如何拼写吗？

5. Lost and Found 失物招领处

在西方国家，学生一旦不小心在学校里丢失了东西，就会写一个 Lost 便条，上面写出所丢物品以及联系方式。同样，当人们拾到了物品，会以相同的方式在纸上写一个 Found 便条。也有些学校会专门设立一个失物招领处，例如：Lost and Found (box, office, room, desk ...)，便于大家找回丢失的物品。

6. Ask the teacher for it. 去老师那里拿。（到老师那儿去领。）

ask ... for ... 表示“向某人索取某物；向某人要某物”。例如：

You can ask him for the dictionary. 你可以找他要那本词典。

Don't ask me for it. Go and ask your father (for it). 不要向我要（它），去向你爸爸要吧。

7. E-mail me at maryg2@gfmail.com.（请）给我发电子邮件到 maryg2@gfmail.com.

Call me at 685-6034.（请）拨打电话 685-6034 找我。

1) at 放在电子邮箱的地址或电话号码等前面，表示“按照……；根据……”。例如：

Please meet me at No. 202, Xingqing Road. 请在兴庆路 202 号与我见面。

2) maryg2@gfmail.com 是一个电子邮箱地址，其中符号 @ 是 at 的缩写，读作 at, com 前的实心点读作 dot。

8. I must find it. 我必须找到它。（我一定要找着它。）

该句中 must 的含义是“必须”、“一定”，属于情态动词。例如：

I must go now. 现在我必须走了。

9. a set of keys 一串钥匙；一套钥匙

a set of 表示“一套……”、“一副……”等。例如：

a set of books 一套书籍；一套图书

a set of music CDs 一套音乐光碟

Unit 4 Where's my schoolbag?

1. Come on, Jack! 快点儿, 杰克!

Come on! 用于表示催促、鼓励、安慰等, 此处表示催促, 含义是“赶快; 快点儿”。英语中还可以用Hurry (up)! 表示催促。例如:

Hurry up, David! We're late. 赶紧啦, 戴维! 我们已经晚啦。

2. I'm Kate, and my sister is Gina. 我叫凯特, 我的妹妹叫吉娜。

I'm tidy, but Gina is not. 我(爱)整洁, 但吉娜却不(整洁)。

以上两句中的and和but均为连词, 把两个独立的短句并列连接为一个较长的句子。英语中把这种由and或but并列连接而成的句子称为“并列句”。其中, and表示“和; 并且; 而(且); 同时”等; but表示“但是; 然而”等。例如:

We're here, and you're there. 我们在这边, 你们在那边。

The book's good, but not that good. 这本书是好, 但并非那么好。

3. Gina's books are everywhere — on her bed, on the sofa and under the chair. 吉娜的书到处都是——她的床上、沙发上、椅子底下(都有)。

句中连词and表示短语与短语的连接。另外, 英文破折号“—”后的内容表示补充说明。

Unit 5 Do you have a soccer ball?

1. 关于英语中球类运动的词汇

1) tennis 和 tennis ball

以上两词虽都表示“网球”, 意义却不完全相同: tennis指运动项目名称, 即“网球运动”。tennis ball则是指具体的“球”, 有单、复数之分。例如: a tennis ball(一个网球), some tennis balls(一些网球)。

2) have a basketball 和 play basketball

have a basketball 是指“有一个篮球”, play basketball 是指“打篮球”。have a basketball中的basketball指的是“篮球”, 前面要加上不定冠词a; play basketball中的basketball指的是“篮球运动”, 不需要使用其他词汇进行限定。

2. Hey, Helen, let's go! 嗨, 海伦, (让) 我们走吧!

let's是let us的缩写, let表示“让……”, 在其后加上“人”及“所做的事”, 表示“让某人做某事”。英语口语中以Let's ...开头的句子很常见, 本单元中还有Let's play./Let's ask./Let's play computer games.等句子。

另外, let后面的us还可换用其他人称。例如:

Let me get it. 让我(去)拿(它)。(我去拿。)

Please let your little brother play. 请让你的小弟弟玩玩。

3. I think he has a ping-pong ball, too. 我想他也有一个乒乓球。

I think ... 表示“我想……；我认为……”，用来表达自己的判断或想法，可放在自己观点的前面（称作“前置”）或后面（称作“后置”）。例如：

I think he's your brother. 我认为他是你弟弟。

You can play soccer, I think. 我想你会踢足球。

4. That sounds good. 那听起来不错。

sound 表示“听上去……；听起来……；听着……”。例如：

That sounds interesting. 那听起来挺有趣的。

5. I don't have a soccer ball, but my brother Alan does. 我没有足球，但我哥哥艾伦有。

此句完整的表达方式是：I don't have a soccer ball, but my brother Alan has a soccer ball. 为了避免重复，此处用 does 代替了 has a soccer ball，这种用法在英语中非常常见。本单元 have 问句的回答也是省略回答。例如：

A: Do you have a baseball? B: Yes, I do. (= Yes, I have a baseball.)

6. We play it at school with our friends. 我们和（我们的）朋友在学校踢（足球）。

1) at school 表示“在学校”。

2) 介词 with 表示“和；与；跟……一起”。例如：

Now I'm with my father at home. 现在我跟我爸爸在家。

Can you go with us? 你能跟我们一起走吗？

7. It's easy for me. 这对我来说挺容易的。

“for + 具体的人”表示“对……来说”。例如：

Computer is difficult for my grandparents, but it's really easy for me. 电脑对我爷爷奶奶来说挺难，但对我来说的确很简单。

Sports are good for you, for him and for her — for all of us! 体育运动对你、对他、还有她——对我们大家来说都有好处！

Unit 6 Do you like bananas?

1. 关于西餐食品 hamburger (汉堡包) 和 salad (沙拉)

1) hamburger 简称 burger，是西方一种经典的快餐食品。传统的汉堡包是将烘制好的圆面包从中间切开，夹入蔬菜、牛肉饼和调味酱即可。此外，人们还可以根据自己的口味，将其做成鸡肉汉堡 (chicken burger)、鱼肉汉堡 (fish burger)、奶酪汉堡 (cheese burger) 和时蔬汉堡 (veggieburger) 等各种汉堡。

2) salad 是西餐中一道经典的凉拌菜。传统的沙拉是将洗净、切成块状或片状的生蔬菜（通常包括生菜、黄瓜和西红柿等）与沙拉酱混合，均匀搅拌即可。沙拉也有水果沙拉 (fruit salad)、土豆沙拉 (potato salad)、海鲜沙拉 (seafood salad) 等多个品种。

2. Let's think about the food. 让我们来想想(吃什么)食物吧。

think about 表示“思考; 考虑”, think 为不及物动词, 常与介词 about 连用。例如:
Let me think about it. 让我考虑考虑(这件事)。

3. So what fruit do you like? 那你喜欢哪种水果?

此处 what fruit 表示“什么水果; 哪种水果”。what 还可以和其他名词搭配, 例如:
What color do you like? 你喜欢什么颜色?

4. I don't want to be fat. 我可不想变胖。

1) want to be ... 表示“想要成为……; 想要变得……”, 动词 be 之后接形容词或名词。例如:

Do you want to be a teacher? 你想成为一名老师吗?

I don't want to be old! 我可不想变老!

2) fat 有“肥胖”之意, 表达较为直接。在英语中, 人们比较忌讳使用这个词, 而是委婉地改用其他说法。例如: I don't want to be overweight(超重)。

5. For breakfast/lunch/dinner, I like ... 早饭/午饭/晚饭我喜欢(吃)……

介词 for 与一日三餐名称搭配使用时, 表示各餐所吃的食物。例如:

What do you have for breakfast? 早饭你吃什么?

We often eat rice for lunch. 我们午饭常吃米饭。(= For lunch, we often eat rice.)

Unit 7 How much are these socks?

1. 英语中常见的购物用语

A: Can I help you? B: Yes, please. A: 您要买点什么吗? B: 是的。

How much (is/are ...)? (……) 多少钱?

I'll take it. 我买下了。

I'll take two pairs. 我买两双。

Here you are. 给您。(您拿好了。)

2. I need a sweater for school. 我需要为上学买一件毛衣。(我需要买一件毛衣上学穿。)

介词 for 表示目的, 它的含义是“为……; 去做……”。need ... for ... 表示“需要……去做……”。例如:

What do you need for your party? 你的聚会需要些什么?

We need some color pencils for this afternoon's English class. 今天下午的英语课我们需要一些彩色铅笔。(我们需要带一些彩色铅笔上今天下午的英语课。)

3. It looks nice. 它看起来很漂亮。

这句话与 That sounds good. 属于同一类型的句子结构, look 表示“看起来; 看上去”, 后面接形容词。例如:

Notes on the Text

That man looks old, but he's not that old. 那位男士看上去年长, 但他没那么大年龄。

These shoes look nice on you. 这双鞋穿在你脚上真好看。

4. Two dollars for one pair and three dollars for two pairs. 两美元一双, 三美元两双。

1) 在此句中, 介词for用来表示物品的价格, 用法为: 价格+for+具体物品。例如:

It's 30 yuan for this book. 这本书30元。

How much is it for two? (买) 两个多少钱?

2) pair表示“双; 对; 副; 套”, 通常与介词of搭配, 表示裤子、鞋袜、手套、眼镜等由两个相同部分组成的物品的量。例如:

a pair of trousers/shorts 一条长裤/短裤

two pairs of soccer shoes/socks 两双足球鞋/袜

many pairs of glasses 许多副眼镜

5. Mr. Cool's Clothes Store 酷先生服装店

在英语中, 服装店等专有名词(人名、地名、店名等)的每个单词的首字母均要大写。例如:

No. 6 Middle School 第六中学

Huaxing Clothes Store 华兴服装店

6. Come and buy your clothes at our great sale! 我们在大甩卖, 快来买衣服吧!

1) come and ...表示“来(做某事)”。例如:

Come and see us. 来拜访我们吧。(来看看我们。)

Please come and have dinner with us. 请来跟我们吃顿饭吧。

2) sale与介词on搭配, 表示“降价销售; 大甩卖; 促销甩卖”。例如:

Let's go to Huaxing Clothes Store this evening — they're on sale. 我们今晚去华兴服装店吧——他们在大甩卖。

7. We sell all our clothes at very good prices. 我们卖的所有服装价格都很优惠。

sell表示“卖; 销售”, 是buy(买)的反义词, 常与介词at连用, 表示“以……价格卖”。例如:

That store sells things at high prices — but they're really good. 那家商店的(物品)价格卖得很高, 但东西的确不错。

Unit 8 When is your birthday?

1. 介词in, on和at

在表述时间概念时, 介词in, on和at常与不同的时间名词搭配。

1) 介词in常与表示“一段时间”的时间名词搭配。例如:

in the morning 在上午

in the afternoon 在下午

in the evening 在晚上

2) 介词 on 常与“日期”、“星期几”搭配,表示“在具体的某一天”。例如:

on October 2nd 在十月二日

on Monday 在星期一

3) 介词 at 常与“钟点时刻”搭配,表示“在具体的某一时刻”。例如:

at 9:00 in the morning 在早上九点钟

2. So, how old are you, Alan? 那么,你多大了,艾伦?

1) so 是英语口语中人们常用的一个语气词,相当于汉语中的“于是;那么;这样一来”,起到承上启下的作用。

2) How old are you? 是指“你多大了?”需要指出的是,在西方国家,人们大多忌讳别人了解自己的年龄,尤其是成年女性,他们认为年龄是个人隐私,询问他人年龄是不礼貌的。

3. See you! 再见!

See you. 相当于 Goodbye. 英语中常见的表示道别的表达方式还有:

See you later. 过一会儿见;回头见。

See you this afternoon/evening. 今天下午(晚上)见。

See you soon. 早日见。(希望早点再见。)

See you then. 到时见。

See you tomorrow. 明天见。

4. School Day 学校开放日; 学校活动日

day 通常表示“天;白天;一日”,但当 D 大写,成为专有名词时,Day 可以表示节日、纪念日以及其他有特殊意义的日期。在本单元中, School Day 表示“学校开放日;学校活动日”,但它不是一个固定的节日,不同学校庆祝的方式也会有不同。类似的搭配还有:

English Day 英语节;英语日

Sports Day 体育节;运动会

英、美国家的中小学校非常重视学生的课余活动,每一学年都会组织各种各样的活动来丰富学生的生活,培养他们的社会能力。

5. We have some interesting and fun things for you this term. 本学期我们为大家安排了一些有趣又好玩的活动。

term 表示“学期”, this term 表示“本学期”。英语中的“学年”称作 school year。

interesting 和 fun 是近义词,但语意稍有差别。interesting 的含义是“有意思的;有吸引力的”, fun 的含义是“逗乐的;有趣的;使人快乐的”。例如:

I find this book interesting. 我发现这本书很有意思。

This game looks fun. 这个游戏看来好玩。

6. Your parents can come to our school. 你们的家长可以前来学校。

can是情态动词，表示“可以；能够”。例如：

Can you help me? 你能帮我吗？

You can't do it like this! 你不能这样做！

Unit 9 My favorite subject is science.

1. Frank: Hi, Bob. How's your day? Bob: It's OK.

弗兰克：你好，鲍勃！今天过得如何？鲍勃：还行吧。

How's your day?是非正式场合朋友见面时的问候用语，表示“今天过得如何？”例如：

A: How's your day? B: Great. Today's my day!

A: 今天可好？ B: 棒极了！今天太爽了！

2. I like Monday because I have P.E. and history. 我喜欢星期一，因为我上体育课和历史课。

此处have与学科名称搭配，表示“上某一学科的课”。例如：

We have P.E. on Tuesday and Thursday. 我们周二和周四上体育课。

在第五单元中出现了have表示“有；拥有”的用法，have还可以与其他名词搭配，表示不同含义。例如：

have a class/lesson 上课

have breakfast/lunch/dinner 吃早/中/晚饭

have a soccer game 举行足球比赛

have a party 举办聚会

3. Because the next day is Saturday! 因为第二天是星期六！

the next day表示“接下来的那一天；紧接着的那一天”，相当于汉语中的“第二天”。例如：

We had a bad time that day, but the next day's trip was pretty good.

那天我们玩得一点都不开心，但第二天的旅行却很好。

4. That's for sure. 的确如此。（那可一点不假。）

That's for sure.表示完全赞同他人的观点，相当于汉语中的“那是肯定的”、“确实是这样的”或“完全没有问题”。例如：

A: Mr. Wang's English class is very interesting. B: That's for sure.

A: 王老师的英语课非常有趣。 B: 的确如此。

5. Lunch is from 12:00 to 1:00, ... 十二点钟到一点钟为午餐（时间），……

介词短语from ... to ...表示“从……到……”，用来表述时间、地点等范围。例如：

from Monday to Friday 从周一至周五

from Beijing to Shanghai 从北京到上海

6. 关于英文书信和电子邮件

在英语中，书信和电子邮件均属于应用文，有正式和非正式文体之分。本单元中的书信和电子邮件均为非正式文体，由称谓、正文和落款三部分构成。

称谓：在书信开头，通常要在对方的名字前冠以Dear。而在电子邮件中，还常使用Hi。另外，在称谓之后应使用逗号（这与汉语不同，不用冒号），然后另起段落书写正文。

正文：由一段或若干段组成，可以采用每段首行缩进的方式，或采用每段齐头的方式开始段落；如采用齐头式，段与段之间要空行。

落款：较为传统或偏正式的落款一般是在写信人自己的名字前冠以Your friend, Yours等，并用逗号将其与名字隔开，或另行书写名字。非正式的方式是直接结尾写上自己的名字，这种方式在电子邮件中较为常见。

7. Our Chinese teacher, Mrs. Wang, is great fun. 我们的语文老师王老师是个很有意思的人。

此句中fun的用法不是形容词，而是一个名词，表示“有意思的人；逗人开心的人；有趣的人”。在这种用法中，fun前面可搭配great, good等词。例如：

Tom's good fun; we all enjoy being with him. 汤姆是个很有趣的人；我们都喜欢和他在一起。

8. My classes finish at 1:50, but after that I have an art lesson for two hours. 我学校的课（下午）一点五十分结束，但随后我要上两个小时的美术课。

1) class 和 lesson :

当表示“学校的课”时，class和lesson区别不大，美式英语中常用class，英式英语中常用lesson。例如：

Classes start at 9 o'clock. (学校) 九点开始上课。(英式英语: Lessons start at 9 o'clock.)

当表示“某种技能、技巧性的课程”时，常用lesson，较少用class。例如: piano lessons 钢琴课, driving lessons 驾驶课。

当表示“教材中的教学单元；课”时，常用lesson。class则还有“班；班级”的含义。例如：

Now, Class, please open your books to Lesson 9. 同学们，现在请打开书，翻到第九课。

2) an art lesson for two hours 表示“一节两小时的美术课”，此句中的介词for表示“持续某段时间”。例如：

I have a class/lesson for 45 minutes at school. What about you?

我的学校一节课四十五分钟。你们（学校）呢？

Every day, we have sports for about one hour at school.

每天我们在学校进行一小时左右的体育活动。

9. Is that OK with you? 那对你来说合适吗?

本句用来征求对方的意见，其中that指代所需征求意见的内容，依据上下文的不同也可使用this或it。例如：

They want us to come. I can go. Is it OK with you?

他们想要我们一同前往。我可以去，你也可以去吗？

Let's eat hamburgers for lunch. Is this OK with you?

我们午饭吃汉堡包吧。你看可以吗？

Tapescripts

Starter Unit 1 Good morning!

1b

Conversation 1

Bob: Good morning, Helen!

Helen: Hi, Bob!

Conversation 2

Cindy: Good morning, Alice!

Alice: Good morning, Cindy!

Conversation 3

Dale: Hello, Frank! Hello, Eric!

Frank/Eric: Good morning, Dale!

2a and 2b

a, b, c, d, e, f, g, h

3a

Conversation 1

Dale: Good morning, Helen!

Helen: Good morning, Dale!

Conversation 2

Frank: Good afternoon, Eric!

Eric: Good afternoon, Frank!

Conversation 3

Alice: Good evening, Bob!

Bob: Good evening, Alice!

3c

Cindy: Good afternoon, Dale!

Dale: Hi, Cindy! How are you?

Cindy: I'm fine, thanks. How are you?

Dale: I'm OK.

Starter Unit 2 What's this in English?

1b

Boy: What's this in English?

Girl: It's an orange.

Girl: What's that in English?

Boy: It's a jacket.

2a and 2b

i, j, k, l, m, n, o, p, q, r

3a

a key

a map

a pen

a quilt

a ruler

an orange

a jacket

a cup

3b

a key, K-E-Y, a key

a map, M-A-P, a map

a pen, P-E-N, a pen

a quilt, Q-U-I-L-T, a quilt

a ruler, R-U-L-E-R, a ruler

an orange, O-R-A-N-G-E, an orange

a jacket, J-A-C-K-E-T, a jacket

a cup, C-U-P, a cup

3c

Boy: What's this in English?

Girl: It's a map.

Boy: Spell it, please.

Girl: M-A-P.

3d

Conversation 1

Girl: What's this in English?

Boy: It's a key.

Tapescripts

Girl: Spell it, please.

Boy: K-E-Y.

Conversation 2

Boy: What's that?

Girl: It's a cup.

Boy: Spell it, please.

Girl: C-U-P.

Conversation 3

Girl 1: What's that in English?

Girl 2: It's a ruler.

Girl 1: Spell it, please.

Girl 2: R-U-L-E-R.

Conversation 4

Boy 1: What's this in English?

Boy 2: It's a pen.

Boy 1: Spell it, please.

Boy 2: P-E-N.

Starter Unit 3 What color is it?

1b

Girl 1: What's this?

Boy: It's V.

Girl 1: What color is it?

Boy: It's red.

Girl 1: What's that?

Girl 2: It's Z.

Girl 1: What color is it?

Girl 2: It's black.

2a and 2b

s, t, u, v, w, x, y, z

3a and 3b

Boy: What's this in English?

Girl: It's a key.

Boy: What color is it?

Girl: It's yellow.

Boy: What's that?

Girl: It's a ruler.

Boy: What color is it?

Girl: It's blue.

Boy: What's this?

Girl: It's a cup.

Boy: What color is it?

Girl: It's red.

3c

Bob: Good morning, Alice!

Alice: Hi, Bob. How are you?

Bob: I'm fine, thanks. What's this in English, Alice?

Alice: It's a jacket.

Bob: Spell it, please.

Alice: J-A-C-K-E-T.

Bob: What color is it?

Alice: It's brown. What's that in English, Bob?

Bob: It's a quilt.

Alice: Spell it, please.

Bob: Q-U-I-L-T.

Alice: What color is it?

Bob: It's purple. And what's this in English?

Alice: It's a pen. P-E-N.

Bob: What color is it?

Alice: It's green.

Unit 1 My name's Gina.

Section A, 1b

Conversation 1

Cindy: Good morning! I'm Cindy.

Dale: Hello, Cindy! I'm Dale.

Cindy: Nice to meet you!

Conversation 2

Ms. Brown: What's your name?

Alan: Alan.

Ms. Brown: Hello, Alan. I'm Ms. Brown.

Conversation 3

Gina: Hi. My name's Gina.

Jenny: I'm Jenny. Nice to meet you!

Gina: Nice to meet you, too.

Section A, 2a and 2b

Conversation 1

Eric: Hello. What's your name?

Alice: My name's Alice.

Eric: I'm Eric.

Alice: Nice to meet you.

Conversation 2

Tom: What's his name?

Grace: His name's Eric.

Tom: And what's her name?

Grace: Her name's Alice.

Conversation 3

Bob: Excuse me, are you Eric?

Eric: Yes, I am. Are you Mike?

Bob: No, I'm not. I'm Bob. Nice to meet you.

Eric: Nice to meet you, too.

Conversation 4

Ms. Miller: Good morning, boys and girls. My name's Ms. Miller. What's your name?

Jack: My name's Jack.

Ms. Miller: And what's your name?

Mary: My name's Mary.

Section B, 1a

zero, one, two, three, four, five, six, seven, eight, nine

Section B, 1b

Bill: What's your telephone number, Alan?

Alan: It's 278-6926.

Bill: 2-7-8-6-9-2-6. Thanks.

Section B, 1d and 1e

Conversation 1

Girl: Hello. What's your name?

Tom: My name's Tom.

Girl: What's your phone number, Tom?

Tom: It's 278-7928.

Conversation 2

Bill: Hi, Linda!

Linda: Hello, Bill!

Bill: Linda, what's your phone number?

Linda: Oh, it's, umm ... 555-8024.

Conversation 3

Ms. Miller: Hi! I'm Ms. Miller.

Bob: Hello, Ms. Miller! My name's Bob.

Ms. Miller: What's your phone number, Bob?

Bob: My phone number? It's 398-6149.

Conversation 4

Dale: Hello, Mary!

Mary: Oh, hi, Dale!

Dale: Mary, what's your phone number?

Mary: It's 929-3160.

Unit 2 This is my sister.

Section A, 1b

David: That's my family. Those are my parents.

Lin Hai: Who's she?

David: She's my sister. Oh, and these are my brothers.

Lin Hai: Who're they?

David: They're my grandparents.

Section A, 2a and 2b

Li Lan: Cindy, is this your family photo?

Cindy: Yes, it is, Li Lan.

Li Lan: Are these your parents?

Cindy: Yes, they are. This is my mother, Jenny, and this is my father, Tom.

Li Lan: Oh, who's she?

Cindy: She's my sister, Mary.

Li Lan: Who're they?

Cindy: They're my grandparents, Linda and Bob.

Li Lan: And who's he?

Tapescripts

Cindy: He's my brother, Jack.

Section B, 1b and 1c

Jiang Tao: This is a photo of my family. This is my aunt.

Tom: Who's he?

Jiang Tao: He's my uncle.

Tom: And is she your cousin?

Jiang Tao: Yes, she's my cousin, Jiang Shan. And these are her friends.

Tom: Who're they?

Jiang Tao: They're my grandpa and grandma.

Man: Here you are.

Linda: And that's my ID card.

Man: OK. What's your name?

Linda: Linda.

Conversation 2

Mike: That's my pen.

Man: This?

Mike: Yes ... and that's my baseball.

Man: All right. What's your name?

Mike: Mike.

Man: OK. Here's your baseball.

Mike: Thank you.

Unit 3 Is this your pencil?

Section A, 1b

Conversation 1

Girl: Are these your books?

Boy: No, they aren't. They're hers.

Conversation 2

Woman: Is that your schoolbag?

Boy: No, it isn't. It's his.

Conversation 3

Boy: Is this your pencil?

Girl: Yes, it is. It's mine.

Section A, 2a and 2b

Tom: Excuse me, Grace. Is this your pencil?

Grace: Yes, thank you. And those are my erasers.

Tom: And Jane, is this your ruler?

Jane: No, it isn't. It's hers.

Tom: OK, and these are my books. This is your pencil box, Jane.

Section B, 1c and 1d

Conversation 1

Linda: I lost my watch this morning.

Man: OK. Is this your watch?

Linda: No, it isn't. That's my watch.

Unit 4 Where's my schoolbag?

Section A, 1b

Tom: Where are my books?

Father: They're on the sofa.

Tom: How about my pencil box?

Mother: It's in your schoolbag.

Tom: OK. And where's my computer game?

Helen: Your computer game? It's under your bed.

Tom: Great. Now where are my keys?

Father: Oh, they're on the table.

Section A, 2a and 2b

Tom: Hey, Helen.

Helen: Yes?

Tom: Is my computer game on the table?

Helen: No, it isn't. It's in the bookcase.

Tom: Oh, OK. How about my books? Are they in the bookcase, too?

Helen: No, they aren't. They're on the chair.

Tom: Oh. So, where's my pencil box?

Helen: Hmm ... it's under the sofa.

Tom: And where's my schoolbag?

Helen: It's under the table. And your ruler is under the chair.

Tom: Oh, I see. And where are Mom's keys?

Helen: The keys? They're on the table.

Section B, 1c and 1d

Mom: Hello.

Tom: Hi, Mom. Could you bring some things to school for me?

Mom: OK.

Tom: I need my English books ...

Mom: English books? Where are your English books?

Tom: Hmm, they're on the chair ... Oh, no, they're under the radio.

Mom: OK.

Tom: And I need my ruler. It's on the bed. And my notebook.

Mom: Where's your notebook?

Tom: Uh, I don't know. Oh ... it's under the model plane in the bookcase. And Frank's tape. He needs it.

Mom: Where's his tape?

Tom: Oh, it's in the tape player.

Mom: OK. Meet you at one at your school.

Tom: Thanks, Mom!

Unit 5 Do you have a soccer ball?

Section A, 1b

Boy 1: Do you have a ping-pong bat?

Boy 2: Yes, I do.

Boy 1: Do you have a ping-pong ball?

Boy 2: No, I don't.

Section A, 2a and 2b

Conversation 1

Bob: Do you have a soccer ball, Paul?

Paul: No, I don't.

Bob: Does your brother Alan have one?

Paul: Yes, he does.

Conversation 2

John: Hi, Mike.

Mike: Hi, John.

John: I want to play basketball. Do you have a basketball?

Mike: Yes, I do.

John: Great!

Conversation 3

Jane: Hi, Sally.

Sally: Hi, Jane.

Jane: Sally, this is my friend, Anna.

Sally: Hi, Anna. Nice to meet you.

Anna: Nice to meet you, Sally.

Sally: Let's play tennis. Do you have a tennis ball, Jane?

Jane: Sorry, I don't.

Conversation 4

Frank: Do you have a volleyball, Dale?

Dale: No, I don't. But my brother does. Let's go and find him.

Section B, 1b and 1c

Jenny: Hi, Paul! Let's play computer games!

Paul: That sounds interesting, Jenny, but I don't have a computer.

Jenny: Well, do you have a volleyball?

Paul: Yes.

Jenny: Then let's play volleyball.

Paul: Oh, volleyball is so difficult ...

Jenny: OK, let's watch TV.

Paul: That sounds boring. Hmm ... Let's play soccer! Do you have a soccer ball?

Jenny: No, I don't.

Paul: Oh. Well, do you have a basketball?

Jenny: Yes, I do. Let's play basketball!

Paul: That sounds fun!

..... **Tapescripts**

Unit 6 Do you like bananas?

Section A, 1b

Conversation 1

Boy: Do you like bananas?

Girl: Yes, I do.

Conversation 2

Girl 1: Do you like salad?

Girl 2: No, I don't.

Conversation 3

Girl: Do you like oranges?

Boy: Yes, I do.

Section A, 2a and 2b

Conversation 1

Girl: I like hamburgers. Do you like hamburgers?

Boy: Yes, I do.

Conversation 2

Girl: Do you like tomatoes?

Boy: No, I don't like tomatoes.

Conversation 3

Girl: Let's have ice-cream.

Boy: Oh, no.

Girl: No?

Boy: I don't like ice-cream.

Section B, 1c and 1d

Sally: Do you like carrots?

Tom: Yes, I do. I like all vegetables.

Sally: How about salad? Do you like salad?

Tom: Yes, I do. It's great! Do you like vegetables?

Sally: No, I don't like vegetables. Well, only salad. But I like fruit. I like bananas, oranges ...

Tom: How about apples? I don't like apples!

Sally: Yes, I like apples. And you know what I really like?

Tom: What?

Sally: Ice-cream!

Unit 7 How much are these socks?

Section A, 1b

Girl: How much is the hat?

Woman: It's six dollars.

Girl: And how much are these shorts?

Woman: Oh, they're eight dollars.

Girl: And this sweater? How much is it?

Woman: Let's see. It's nine dollars.

Section A, 2a

colors, black, white, red, green, blue, yellow, brown, purple, big, small, short, long

Section A, 2b and 2c

Conversation 1

Girl: I like big purple hats. Do you have one?

Woman: Yes, I have this one here.

Girl: How much is it?

Woman: It's five dollars.

Conversation 2

Boy: I like this brown sweater. How much is it?

Man: It's eight dollars.

Conversation 3

Girl: How much are those red shorts?

Man: They're six dollars.

Conversation 4

Girl: How much is that green T-shirt?

Woman: It's seven dollars.

Conversation 5

Boy: I like those long blue and yellow socks. How much are they?

Man: They're only two dollars.

Conversation 6

Boy: How much are the black trousers?

Woman: They're nine dollars.

Section B, 1a

10, 11, 12, 13, 14, 15, 16, 17, 18, 19, 20, 21, 22, 23, 24, 25, 26, 27, 28, 29, 30, 31

Section B, 1c and 1d

Mom: Oh, look! I like that blue sweater. How much is it?

Kate: Fifteen dollars. Oh, I like these socks.

Mom: Oh, no. I don't like red.

Kate: Do you like this T-shirt?

Mom: Mmm, yes, I do, but it's eleven dollars.

Kate: Oh. How much is the green sweater?

Mom: It's twenty dollars. But you have a green sweater.

Kate: Mmm.

Mom: Oh, do you like these trousers?

Kate: Oh, yes. How much are they?

Mom: Only sixteen dollars.

Kate: OK, I'll take them.

Unit 8 When is your birthday?

Section A, 1a

months, January, February, March, April, May, June, July, August, September, October, November, December

Section A, 1b

Conversation 1

Girl: When is your birthday, Linda?

Linda: My birthday is on May 2nd.

Conversation 2

Boy: When is your birthday, Mary?

Mary: It's on January 5th.

Conversation 3

Boy: When is your birthday, Mike?

Mike: My birthday is on June 3rd.

Section A, 2a

first, second, third, fourth, fifth, sixth, seventh, eighth, ninth, tenth, eleventh, twelfth,

thirteenth, fourteenth, fifteenth, sixteenth, seventeenth, eighteenth, nineteenth, twentieth, twenty-first, twenty-second, twenty-third, twenty-fourth, twenty-fifth, twenty-sixth, twenty-seventh, twenty-eighth, twenty-ninth, thirtieth, thirty-first

Section A, 2b and 2c

Mr. Smith: Now, Alice, how old are you?

Alice: I'm thirteen.

Mr. Smith: When is your birthday?

Alice: It's on September 5th, Mr. Smith.

Mr. Smith: Oh, OK. And how about Frank?

Alice: Frank isn't here today, but his birthday is on July 4th.

Mr. Smith: Thank you, Alice. And Eric?

Eric: My birthday is on January 17th.

Mr. Smith: On January 17th. OK. And Jane, when is her birthday?

Eric: Her birthday is on August 22nd.

Section B, 1b and 1c

John: Hey, Sally. Can I ask you some questions?

Sally: Sure, John.

John: When is your birthday party?

Sally: My birthday party is on October 5th.

John: OK, and when is the basketball game?

Sally: The basketball game? Oh, it's on October 2nd.

John: Good. And, umm, how about the school trip?

Sally: The school trip is on September 26th and 27th.

John: And when is the English test?

Sally: Oh, that's on Friday, September 29th.

John: OK. Thank you!

..... **Tapescripts**

Unit 9 My favorite subject is science.

Section A, 1b

Linda: Hi, Anna! How's your first day of school?

Anna: Hey, Linda! It's good. I'm happy to see all my friends. What about you?

Linda: Me, too. And my classes are great.

Anna: What's your favorite subject?

Linda: My favorite subject is science. What's yours?

Anna: Hmm. Well, I like art and math. But my favorite subject is music.

Section A, 2a

Boy 1: What's your favorite subject?

Boy 2: My favorite subject is P.E.

Boy 1: Why do you like P.E.?

Boy 2: Because it's fun.

Section A, 2b

Boy 1: What's your favorite subject?

Boy 2: My favorite subject is P.E.

Boy 1: Why do you like P.E.?

Boy 2: Because it's fun. How about you?
What's your favorite subject?

Boy 1: Hmm. My favorite subject is music.

Boy 2: Really? Why?

Boy 1: Because it's relaxing.

Boy 2: What subject do you not like?

Boy 1: I don't like history because it's boring.

Boy 2: Really? I don't like geography because it's really difficult.

Section B, 1b and 1c

Eric: Hi, David. How are you? Are you OK?

David: No, I'm not.

Eric: What's wrong?

David: It's Tuesday.

Eric: So?

David: I have two math classes on Tuesday.

Eric: You don't like math?

David: No. It's so difficult! My father says it's interesting, but I don't think so.

Eric: So what's your favorite subject?

David: Chinese. It's difficult but interesting!

Eric: When is your Chinese class?

David: It's on Monday, Wednesday, Thursday and Friday. I have to go now! I have math, history and science this morning.

Eric: OK, see you at music class.

David: Bye!

Pronunciation

英语不同于汉语，它是拼音文字，读音和拼写之间有直接的联系。因此，掌握英语语音基本知识是学好英语的基础。在本套教材七年级上、下册以及八年级上册中，我们结合每个单元的内容，设计了“音素学习——由字母或字母组合到读音——由读音到拼写”这三轮拼读规则训练，帮助同学们掌握单词的拼读规则。另外，我们还设计了一些最基本的朗读技巧训练，帮助同学们打好语音基础。

I. 字母发音

| | | | |
|-----------|-----------------|--------------|-----------|
| Aa /eɪ/ | Bb /bi:/ | Cc /si:/ | Dd /di:/ |
| Ee /i:/ | Ff /ef/ | Gg /dʒi:/ | Hh /eɪtʃ/ |
| Ii /aɪ/ | Jj /dʒeɪ/ | Kk /keɪ/ | Ll /eɪ/ |
| Mm /em/ | Nn /en/ | Oo /əʊ/ | Pp /pi:/ |
| Qq /kju:/ | Rr /ɑ:(r)/ | Ss /es/ | Tt /ti:/ |
| Uu /ju:/ | Vv /vi:/ | Ww /dʌblju:/ | Xx /eks/ |
| Yy /waɪ/ | Zz /zed/, /zi:/ | | |

II. 英语语音音素

英语共有 44 个音素，其中元音 20 个，辅音 24 个，另外还有四个辅音连缀 (/ts/, /dz/, /tr/, /dr/)。英语辅音和元音的作用相当于汉语中的声母和韵母。记录英语音素的符号叫做音标，音标放在两条斜线 (//) 内，以免和字母混淆。

1. 元音

/i:/ /ɪ/ /e/ /æ/ /ɜ:/ /ə/ /ɑ:/ /ʌ/ /ɔ:/ /ɒ/ /u:/ /ʊ/
/eɪ/ /aɪ/ /ɔɪ/ /əʊ/ /aʊ/ /ɪə/ /eə/ /ʊə/

2. 辅音

清音 /p/ /t/ /k/ /f/ /θ/ /s/ /ʃ/ /tʃ/ /h/
浊音 /b/ /d/ /g/ /v/ /ð/ /z/ /ʒ/ /dʒ/ /r/
/m/ /n/ /ŋ/ /l/ /w/ /j/

III. 英语字母在单词中的读音

1. 元音字母与元音字母组合在重读音节中的读音

| | | |
|-----|--------------------------------|---|
| a | /eɪ/ | game late name plane sale same take table David |
| | /æ/ | bat bag black dad fat math map thank happy jacket |
| | /ɒ/ or /ɑː/ | watch what want |
| | /ɑː/ or /æ/ (在 f, s, th 等前) | after ask last class basketball father |
| al | /ɔː/ | all ball call small talk walk |
| ay | /eɪ/ | day May play say |
| ar | /ɑː(r)/ | art car card party March star |
| e | /iː/ | he me she we these |
| | /e/ | bed egg help ten get desk let next sell twelve |
| ea | /iː/ | eat please speak easy teacher |
| | /e/ | head bread breakfast healthy sweater |
| ee | /iː/ | beef green meet need see free three week fifteen |
| er | /ɜː(r)/ | her hers term |
| ear | /ɪə(r)/ or /ɪr/ | dear near hear clear |
| | /eə(r)/ or /er/ | bear pear wear |
| i | /aɪ/ | like nice nine price time white tidy |
| | /ɪ/ | big quilt thing think trip with middle |
| ir | /ɜː(r)/ | first girl shirt skirt third birthday thirty |
| o | /əʊ/ | no go so old those clothes phone photo sofa |
| | /ɒ/ or /ɑː/, /ɔː/ | box clock dog long lost sock dollar model |
| | /ʌ/ (在 m, n, th, v 前) | come love month son brother mother Monday |
| oo | /ʊ/ | book good look foot |
| | /uː/ | cool food room school too |
| or | /ɔː(r)/ | short sport morning |
| ou | /aʊ/ | found sound about trousers |
| ow | /aʊ/ | brown how now |
| oy | /ɔɪ/ | boy toy |
| u | /juː/ | music excuse student Tuesday useful computer |
| | /ʌ/ | but cup fun lunch much must number subject uncle |
| | /uː/ | blue June ruler |
| ur | /ɜː(r)/ | turn burger purple Thursday |

2. 元音字母和元音字母组合在非重读音节中的读音

| | | |
|-------|-----------------|--|
| a | /ə/ (/ə(r)/) | about China salad sofa banana vegetable |
| e/i | | hello science April |
| o/or | | carrot second favorite tomato color doctor |
| ar/er | | dollar brother dinner under number |
| u/ur | | August difficult Saturday |

| | | |
|---|-----|-------------------------------|
| e | /ɪ/ | eraser eleven relaxing |
| i | | English evening morning music |

3. 辅音字母和辅音字母组合的读音

| | | | | | | | | | |
|---|------|--------|-----------|-----------|-----|------|-------|----------|------------|
| b | /b/ | bat | ball | Bob | ch | /tʃ/ | chair | teacher | March |
| c | /k/ | call | can | music | ck | /k/ | black | chicken | Jack |
| | /s/ | city | pencil | price | dr | /dr/ | draw | drum | children |
| d | /d/ | dad | date | read | ds | /dz/ | beds | cards | sounds |
| f | /f/ | father | fun | after | kn | /n/ | know | knife | |
| g | /g/ | get | go | big | ng | /ŋ/ | long | sing | morning |
| | /dʒ/ | orange | geography | vegetable | nk | /ŋk/ | think | thank | Frank |
| h | /h/ | head | happy | heavy | ph | /f/ | phone | photo | geography |
| j | /dʒ/ | July | jacket | subject | qu | /kw/ | quilt | queen | question |
| k | /k/ | key | book | week | sh | /ʃ/ | she | shoe | finish |
| l | /l/ | look | like | July | tch | /tʃ/ | watch | match | catch |
| m | /m/ | map | math | game | th | /θ/ | thank | thing | math |
| n | /n/ | name | need | nine | | /ð/ | that | this | brother |
| p | /p/ | pen | party | cup | tr | /tr/ | trip | trousers | strawberry |
| r | /r/ | red | rice | bread | ts | /ts/ | bats | hats | habits |
| s | /s/ | some | sister | sock | wh | /w/ | what | white | when |
| | /z/ | his | always | yours | | /h/ | who | whose | whole |
| t | /t/ | tape | table | set | wr | /r/ | write | wrong | writer |
| v | /v/ | very | vegetable | have | | | | | |
| w | /w/ | week | well | watch | | | | | |
| x | /ks/ | box | six | excuse | | | | | |
| | /gz/ | exam | example | | | | | | |
| y | /j/ | yes | your | yellow | | | | | |
| z | /z/ | zero | zoo | size | | | | | |

IV. 英音和美音的读音简要对比

| 情 况 | 英 音 | 美 音 |
|---|---|--|
| 1. 当字母r出现在元音字母组合中时, 美式英语有强烈的儿化音。 | sport /spɔ:t/ card /kɑ:d/ first /fɜ:st/ | sport /spɔ:rt/ card /kɑ:rd/ first /fɜ:rst/ |
| 2. 当英式英语中元音字母a读 /ɑ:/ 时, 在美式英语中读 /æ/, 但有的词除外, 例如: father, calm。 | ask /ɑ:sk/ after /'ɑ:ftə(r)/ | ask /æsk/ after /'æftə(r)/ |
| 3. 英式英语中长短音比较明确, 而美式英语中基本上不分长短音, 短元音可以读成长元音, 例如: 在英式英语中许多单词读作 /ɒ/ 的, 在美式英语中读作 /ɑ:/ 或 /ɔ:/。 | box /bɒks/ sock /sɒk/ long /lɒŋ/ want /wɒnt/ | box /bɑ:ks/ sock /sɑ:k/ long /lɔ:ŋ/ want /wɑ:nt; wɔ:nt/ |

V. 朗读基本知识

1. 单词重音 (Word Stress)

英语单词有单音节词、双音节词和多音节词之分。含有一个响亮音素的声音片断叫做一个音节。英语里的元音都是响亮的音素。由一个音节构成的词叫做单音节词, 例如: hi, mom, dad, first, meet 等等。由两个或两个以上音节构成的词称为双音节词或多音节词。对于双音节词或多音节词, 有的音节须读得重些, 叫做重读音节; 有的音节要读得轻些, 叫做非重读音节。重读音节用重音符号 “'” 标出。

双音节词的重音一般落在第一个音节上, 例如:

jacket /dʒækɪt/, question /'kwɛstʃən/, sweater /'swetə(r)/

少数双音节词的重音在第二个音节上, 例如:

excuse /ɪk'skju:z/, July /dʒu'laɪ/, about /ə'baʊt/

三音节词的重音一般也在第一个音节上, 例如:

favorite /'feɪvərɪt/, vegetable /'vedʒtəbl/, interesting /'ɪntrəstɪŋ/

少数三音节词的重音在第二个音节上, 例如:

computer /kəm'pjʊ:tə(r)/, tomato /tə'mɑ:təʊ/ (/tə'meɪtəʊ/), December /dɪ'sembə(r)/

有的双音节词和多音节词有两个重音, 一个是主重音, 一个是次重音。次重音用 “, ” 表示, 标在次重音的左下方。例如:

thirteen /θɜ:(r)'ti:n/, fifteen /fɪf'ti:n/, afternoon /ɑ:ftə'nu:n/ (/æftə'rnu:n/)

2. 连读 (Liaison)

在同一个意群中，前后相连的两个单词之间，前一个单词末尾的辅音和后一个单词词首的元音有时可连起来读，这种现象称为连读。连读现象是在语言交际中，特别是随着语速的加快而自然产生的，可用符号“∪”表示。常见的连读情况有：

1) 辅音+元音

前一个词的词尾是辅音，后一个词以元音开头，这时两个词可以连读。例如：

It's a good idea. Come on, Jack! Is it on the desk?

Look at it. Let me get it. Can you play games with us?

2) r/re + 元音

前一个词的词尾是r或re，后一个词的词首是元音，这时两个词可以连读，中间增加一个/r/音。例如：

Ask the teacher for it. I need a pair of sports shoes for school.

VI. 分单元语音练习

Starter Unit 1 Good morning!

Listen and read.

| | | | |
|-------|-------|---------|-------|
| /eɪ/ | /æ/ | /i:/ | /e/ |
| Dale | map | he | pen |
| same | thank | these | yes |
| Grace | black | evening | spell |

Starter Unit 2 What's this in English?

Listen and read.

| | | | |
|-------|-------|-------|-------------------|
| /aɪ/ | /ɪ/ | /əʊ/ | /ɒ/ or /ɑ:/, /ɔ:/ |
| hi | is | no | dog |
| fine | this | OK | not |
| white | quilt | those | orange |

Pronunciation

Starter Unit 3 What color is it?

Listen and read.

| | | |
|----------|-------|------|
| /ju:/ | /u:/ | /ʌ/ |
| use | blue | cup |
| excuse | ruler | bus |
| computer | June | must |

Unit 1 My name's Gina.

1. Listen and read.

| | | | | | |
|---------|--------|-------|--------|---------|--------|
| /i:/ | /ɪ/ | /e/ | /æ/ | /ɜ:(r)/ | /ə(r)/ |
| she | six | egg | black | her | ruler |
| we | his | spell | jacket | first | number |
| evening | middle | seven | Alice | girl | color |

2. Listen and read.

- 1) A: What's your name? B: My name's Jenny.
- 2) A: What's your telephone number? B: It's 555-8903.
- 3) He's Alan. She's Linda. I'm Bob.

Unit 2 This is my sister.

1. Listen and read.

| | | | | | |
|--------|------|---------|-------------|---------|--------|
| /u:/ | /ʊ/ | /ɔ:(r)/ | /ɒ/ or /ɑ:/ | /ɑ:(r)/ | /ʌ/ |
| too | good | four | not | art | son |
| school | look | short | Bob | card | mother |
| ruler | book | sport | clock | party | number |

2. Listen and read.

- 1) This is my mother. Mom, this is John.
- 2) These are her parents and those are her brothers.
- 3) Hi, I'm Jenny. I have a very nice family.

Unit 3 Is this your pencil?

1. Listen and read.

| | | | | | |
|-------|-------|--------|---------|-----------------|-----------------|
| /əʊ/ | /aʊ/ | /eɪ/ | /aɪ/ | /ɪə(r)/ or /ɪr/ | /eə(r)/ or /er/ |
| those | now | name | mine | dear | chair |
| photo | how | same | China | near | pear |
| sofa | found | eraser | library | here | bear |

2. Listen and read.

- 1) A: Is this your / ruler? B: \ Yes, it \ is.
- 2) A: Is that your / schoolbag? B: \ No, it \ isn't.
- 3) A: Are these her / books? B: \ Yes, they \ are.
- 4) These are my \ keys. Are those your / keys?

Unit 4 Where's my schoolbag?

1. Listen and read.

| | | | | | | | |
|---------|------|-------|------|-------|---------|-------|--------|
| /p/ | /b/ | /t/ | /d/ | /k/ | /g/ | /s/ | /z/ |
| pencil | book | tidy | dog | key | girl | spell | zero |
| picture | blue | table | desk | color | grandpa | some | yours |
| tape | Bob | last | bed | ask | bag | nice | please |

| | | | | | | |
|-------|--------|-------|------|---------|-------|--------|
| /θ/ | /ð/ | /m/ | /n/ | /ŋ/ | /w/ | /j/ |
| thing | this | mine | nine | ring | watch | yes |
| thank | they | model | know | thank | what | your |
| three | mother | room | pen | morning | white | yellow |

2. Listen and read.

- 1) A: Where's my pencil \ box?
 B: It's on the \ sofa.
 A: How about my \ schoolbag?
 B: It's on the \ table.
- 2) A: What's your \ name?
 B: My name's \ Linda.
 A: What's your phone \ number?
 B: It's 237-657 \ 7.

Pronunciation

Unit 5 Do you have a soccer ball?

1. Listen and read.

| | | | | |
|-------|---------|---------|---------|--------|
| /f/ | /v/ | /ʃ/ | /tʃ/ | /dʒ/ |
| find | very | she | chair | Jane |
| fun | evening | short | teacher | jacket |
| after | love | English | watch | orange |

| | | | | | | |
|------------|----------|--------|--------|------|--------|------|
| /tr/ | /dr/ | /ts/ | /dz/ | /l/ | /r/ | /h/ |
| tree | draw | bats | beds | let | ring | hat |
| trousers | drum | hats | cards | look | great | hers |
| strawberry | children | sports | sounds | play | friend | here |

2. Listen and read.

- only after always picture
- about excuse hello because

Unit 6 Do you like bananas?

1. Listen and read.

| | | | | | | |
|--------|-------|-------------|---------|---------|---------|------------|
| a /eɪ/ | /æ/ | /ɑː/ or /æ/ | ai /eɪ/ | ay /eɪ/ | al /ɔː/ | aw /ɔː/ |
| same | fat | last | mail | day | call | draw |
| tape | apple | class | rain | May | ball | law |
| radio | salad | grass | paint | play | small | strawberry |

| | | | | |
|-------|----------|---------|----------|---------|
| /s/ | /z/ | /ɪz/ | /ts/ | /dz/ |
| maps | girls | classes | hats | beds |
| cups | photos | watches | parents | cards |
| desks | families | oranges | students | friends |

2. Listen and read.

- hamburger strawberry difficult interesting telephone
- banana tomato relaxing computer September

Unit 7 How much are these socks?

1. Listen and read.

| | | | | | | |
|--------|--------|---------|-----------|----------|---------------------|-----------------|
| e /i:/ | /e/ | ea /i:/ | /e/ | ee /i:/ | ear /ɪə(r)/ or /ɪr/ | /eə(r)/ or /er/ |
| we | help | please | sweater | need | dear | pear |
| be | sell | easy | breakfast | meet | near | bear |
| these | twelve | teacher | healthy | thirteen | clear | wear |

2. Listen and read.

- thirty twenty question dollar purple
- thirteen fourteen fifteen sixteen eighteen

Unit 8 When is your birthday?

1. Listen and read.

| | | | | | |
|--------|-------|--------|---------|--------|--------|
| i /aɪ/ | /ɪ/ | y /aɪ/ | /i/ | /j/ | x /ks/ |
| ice | trip | my | party | yes | six |
| time | fifth | why | healthy | your | next |
| price | milk | July | busy | yellow | excuse |

| | | | | | |
|----------|--------|---------|---------|--------|-----------|
| c /k/ | /s/ | ck /k/ | ch /tʃ/ | g /g/ | /dʒ/ |
| cup | nice | clock | China | game | age |
| color | pencil | jacket | March | green | orange |
| computer | price | chicken | lunch | August | vegetable |

2. Listen and read.

- festival telephone family library
- September October November December

Pronunciation

Unit 9 My favorite subject is science.

1. Listen and read.

| | | | | | | | |
|--------|-------------------|-------|---------|------|---------|---------|--------|
| o /əʊ/ | /ɒ/ or /ɑː/, /ɔː/ | /ʌ/ | oo /uː/ | /ʊ/ | ou /aʊ/ | ow /aʊ/ | /əʊ/ |
| old | long | love | food | good | found | how | know |
| home | clock | some | cool | book | sound | brown | show |
| sofa | dollar | color | school | look | about | now | yellow |

2. Listen and read.

- | | |
|----------------------------------|---------------------------------|
| 1) A: 'Why does 'Tom like 'math? | B: Be 'cause it's 'interesting. |
| 2) A: 'Why do you 'like 'art? | B: Be 'cause it's 'fun. |
| 3) A: Do you 'like 'English? | B: 'Yes, I 'do. |
| 4) A: Does she 'like 'history? | B: 'No, she 'doesn't. |

Grammar

I. 词类 (Parts of Speech)

| 词类 | 英语名称 | 意义 | 例词 |
|-----|------------------------|-------------------------|----------------------------------|
| 名词 | Noun (n.) | 表示人或事物的名称 | pencil, people, fruit, tennis |
| 冠词 | Article (art.) | 用于名词前, 帮助说明名词所指的人或事物 | a (an), the |
| 代词 | Pronoun (pron.) | 用于代替名词以及起名词作用的短语、分句或句子等 | we, that, hers, what |
| 形容词 | Adjective (adj.) | 用于修饰名词, 表示人或事物的特征 | red, happy, difficult, busy |
| 数词 | Numeral (num.) | 表示数量或顺序 | six, thirteen, first, twentieth |
| 动词 | Verb (v.) | 表示动作或状态 | be (am, is, are), have, like, go |
| 副词 | Adverb (adv.) | 用于修饰动词、形容词或其他副词 | not, too, always, only, here |
| 介词 | Preposition (prep.) | 表示名词、代词等与句中其他词的关系 | in, on, under, of |
| 连词 | Conjunction (conj.) | 用于连接词与词、短语与短语或句与句 | and, or, but, because, when |
| 感叹词 | Interjection (interj.) | 表示说话时的喜悦、惊讶等情感 | oh, hello, well, please |

II. 名词 (Nouns)

名词是指人或事物的名称。

1. 总的来说, 名词分为专有名词和普通名词两类。专有名词是个别的人、事物、地点等专有的名称, 如: Gina, China。专有名词的第一个字母要大写。

2. 名词按其所表示的事物的性质分为可数名词和不可数名词。可数名词有复数形式, 如: an apple, two apples, a bag, some bags。不可数名词一般没有复数形式, 如: milk, bread, rice。还有一些词既可以充当可数名词, 也可以充当不可数名词, 如: ice-cream, salad, chicken。

3. 可数名词有单数和复数两种形式。名词的复数形式的部分规则如下:

| 类别 | 构成方法 | 例词 | 读音 |
|----------------------|----------------|---|---|
| 一般情况 | 加-s | book — books /bʊks/ pet — pets /pets/ bag — bags /bægz/ bed — beds /bedz/ key — keys /ki:z/ boy — boys /bɔɪz/ | 在清辅音后读 /s/；在浊辅音和元音后读 /z/；在 /s/, /z/, /ʃ/, /tʃ/, /dʒ/ 等后读 /ɪz/ |
| 以 s, x, ch, sh 等结尾的词 | 加-es | class — classes /'klɑ:sɪz/, /'klæsɪz/ box — boxes /'bɒksɪz/, /'bɑ:ksɪz/ watch — watches /'wɒtʃɪz/, /'wɑ:tʃɪz/ dish — dishes /'dɪʃɪz/ | |
| 以辅音字母加 y 结尾的词 | 变 y 为 i, 再加-es | family — families /'fæməli:z/ strawberry — strawberries /'strɔ:bəri:z/, /'strɔ:beri:z/ party — parties /'pɑ:(r)ti:z/ | |

注：少数名词的复数形式是不规则的，如：man — men, woman — women, child — children, sheep — sheep 等。

4. 名词所有格 (Possessive Case of Nouns) 表示所属关系，它的构成方法如下：

| 类别 | 构成方法 | 例词 | 读音 |
|------|--------|--|---------------|
| 单数名词 | 加's | Mike's /maɪks/ baseball Kate's /keɪts/ model plane Alice's /'æli:sɪz/ family John's /dʒɒnz/, /dʒɑ:nz/ phone number your father's /'fɑ:ðə(r)z/ birthday Mary's /'meəri:z/, /'merɪz/ friend the actress's /'æktrəsɪz/ name | 与名词复数词尾-s读音相同 |
| 复数名词 | 不以-s结尾 | Children's /'tʃɪldrənz/ Day | |
| | 以-s结尾 | your grandparents' /'grænpeərənts/, /'grænperənts/ room | 读音不变 |

注：以-s结尾的人名的所有格的构成是在其后加'或's，如：James'或James's，读作 /'dʒeɪmzɪz/或/dʒeɪmz/。

III. 冠词 (Articles)

冠词是置于名词之前, 说明名词所表示的人或事物的一种虚词。冠词不能离开名词而单独存在。冠词包括定冠词、不定冠词和零冠词三类。

1. 定冠词 (the): the 通常有明确的所指, 即以说话人和听话人已知的人或事物为前提, 可与单数可数名词、复数可数名词或不可数名词放在一起使用。例如: **The white model plane is hers. Where are the keys? The milk is on the table.** 定冠词 the 在辅音前读 /ðə/, 在元音前读 /ði/, 特别强调时, 可读作 /ði:/。

2. 不定冠词 (a/an): a/an 有不确定的意义, 即所说的人或事物对听者或读者来说可能是不知道的, 其中 an 放在以元音开头的名词前面, 如 an apple。不定冠词只能与单数可数名词结合, 基本含义有“该类中的一例”、“只有一个”、“每一个”等。例如: **Do you have a volleyball? It's an orange. I take the medicine twice a day.**

3. 零冠词: 即不使用冠词。一般来说, 在复数可数名词、不可数名词或专有名词前不使用冠词。例如: **Hamburgers are not healthy. I like ice-cream. My friend is in China.**

IV. 代词 (Pronouns)

1. 人称代词 (Personal Pronouns)

| 人 称 | 单 数 | | 复 数 | |
|------|-----|-----|------|------|
| | 主 格 | 宾 格 | 主 格 | 宾 格 |
| 第一人称 | I | me | we | us |
| 第二人称 | you | you | you | you |
| 第三人称 | he | him | they | them |
| | she | her | | |
| | it | it | | |

2. 物主代词 (Possessive Pronouns)

物主代词是表示所有关系的代词, 分为形容词性物主代词和名词性物主代词两种。形容词性物主代词相当于形容词, 置于名词之前做定语。如: **my name, your birthday, their parents.** 名词性物主代词相当于名词, 不能用于名词前, 说话时要加重语气。例如: **A: Is this your green pen? B: No, it isn't. The blue pen is mine.**

| 类别 \ 人称 | 单 数 | | | 复 数 | | |
|--------------|------|-------|--------------|------|-------|--------------|
| | 第一人称 | 第二人称 | 第三人称 | 第一人称 | 第二人称 | 第三人称 |
| 形容词性 物主代词 | my | your | his her its | our | your | their |
| 名词性 物主代词 | mine | yours | his hers its | ours | yours | theirs |
| 含义 | 我的 | 你的 | 他的 她的 它的 | 我们的 | 你们的 | 他(她, 它)们的 |

3. 指示代词 (Demonstrative Pronouns)

表示“这个”、“那个”、“这些”、“那些”等指示概念的代词叫指示代词。

| 指示代词 | 用 法 | 例 句 |
|--------------|----------------|---|
| this (these) | 用于指时间或空间上较近的事物 | Is this your pencil? These are his brothers. These yellow socks are good. |
| that (those) | 用于指时间或空间上较远的事物 | That dictionary is Helen's. How much is that white bag? Are those your parents? |

V. 数词 (Numerals)

1. 基数词 (Cardinal Numbers)

基数词表示数目的多少。

| | | | | | | | | | |
|-------|---|----------|----|------------|----|------------|----|---------------------|-----|
| one | 1 | eight | 8 | fifteen | 15 | twenty-two | 22 | ninety | 90 |
| two | 2 | nine | 9 | sixteen | 16 | thirty | 30 | one hundred | 100 |
| three | 3 | ten | 10 | seventeen | 17 | forty | 40 | one hundred and one | 101 |
| four | 4 | eleven | 11 | eighteen | 18 | fifty | 50 | two hundred | 200 |
| five | 5 | twelve | 12 | nineteen | 19 | sixty | 60 | | |
| six | 6 | thirteen | 13 | twenty | 20 | seventy | 70 | | |
| seven | 7 | fourteen | 14 | twenty-one | 21 | eighty | 80 | | |

2. 序数词 (Ordinal Numbers)

序数词表示事物的先后顺序，往往与定冠词 the 连用。

| | | | | | | | |
|---------|-----|------------|------|---------------|------|-----------------------|-------|
| first | 1st | ninth | 9th | seventeenth | 17th | fiftieth | 50th |
| second | 2nd | tenth | 10th | eighteenth | 18th | sixtieth | 60th |
| third | 3rd | eleventh | 11th | nineteenth | 19th | seventieth | 70th |
| fourth | 4th | twelfth | 12th | twentieth | 20th | eightieth | 80th |
| fifth | 5th | thirteenth | 13th | twenty-first | 21st | ninetieth | 90th |
| sixth | 6th | fourteenth | 14th | twenty-second | 22nd | hundredth | 100th |
| seventh | 7th | fifteenth | 15th | thirtieth | 30th | one hundred and first | 101st |
| eighth | 8th | sixteenth | 16th | fortieth | 40th | | |

VI. 一般现在时 (Simple Present Tense)

一般现在时可表示现在的状态，例如：I'm twelve. Where's the schoolbag? I have three ping-pong balls and two ping-pong bats. 还可表示经常的或习惯性的动作，例如：“Where's my schoolbag?” Gina always asks. I don't play sports — I only watch them on TV. 亦可表示主语具备的性格和能力等，例如：Bill likes beef, but he doesn't like chicken.

谓语动词在一般现在时中的使用情况如下：

1. 动词 be (Verb to be)

连系动词 be 是表示谓语关系的动词，它的后面必须加表语（通常为名词、形容词或介词短语）。在一般现在时中，be 动词有三种形式：am（用在第一人称单数，即 I 后），is（用在第三人称单数，即 he, she, it 后），are（用在第二人称 you 以及第一、三人称复数 we, they 后）。含有 be 动词的一般现在时的疑问句是将 be 动词提到句首，否定句是在 be 动词后加 not，见下表：

| 肯定式 | 否定式 |
|---------------------|-------------------------|
| I am ... | I am not ... |
| You are ... | You are not ... |
| He/She/It is ... | He/She/It is not ... |
| We/You/They are ... | We/You/They are not ... |

| 疑问式和简略答语 | | |
|--|---|--|
| Am I ...? Yes, you are. No, you are not. | Are you ...? Yes, I am. No, I am not. | Is he/she/it ...? Yes, he/she/it is. No, he/she/it is not. |
| Are we ...? Yes, we/you are. No, we/you are not. | Are you ...? Yes, we are. No, we are not. | Are they ...? Yes, they are. No, they are not. |

在口语中经常使用的缩略形式如下：

| 肯定式 | 否定式 | 其他 |
|--|------------------------------------|--|
| I'm = I am you're = you are he's = he is she's = she is it's = it is we're = we are they're = they are | aren't = are not isn't = is not | that's = that is what's = what is who's = who is who're = who are where's = where is my name's = my name is |

2. 实义动词 do (Verb to do)

实义动词是表示动作或状态的词。英语动词是词类中最复杂的一种，谓语动词的人称和数必须与主语保持一致。此外，它们还有时态、语态、语气等变化。在一般现在时中，除第三人称单数外，谓语动词用原形。主语是第三人称单数时，谓语动词要相应变化。含有实义动词的一般现在时的疑问句、否定句中要借助助动词 do 或 does。详见下表：

| 肯定式 | 否定式 |
|--|---|
| I like oranges. You like oranges. He/She likes oranges. We/You/They like oranges. | I do not like oranges. You do not like oranges. He/She does not like oranges. We/You/They do not like oranges. |

| 疑问式和简略答语 | | |
|--|---|--|
| Do I like oranges? Yes, you do. No, you do not. | Do you like oranges? Yes, I do. No, I do not. | Does he/she like oranges? Yes, he/she does. No, he/she does not. |
| Do we like oranges? Yes, we/you do. No, we/you do not. | Do you like oranges? Yes, we do. No, we do not. | Do they like oranges? Yes, they do. No, they do not. |

在口语中，do not 经常缩略为 don't，does not 经常缩略为 doesn't。

当主语是第三人称单数时，谓语动词有下列几种变化形式：

| 类别 | 构成方法 | 例词 | 读音 |
|------------------------|----------------|--|---|
| 一般情况 | 加-s | help — helps /helps/ like — likes /laɪks/ come — comes /kʌmz/ know — knows /nəʊz/ play — plays /pleɪz/ get — gets /gets/ find — finds /faɪndz/ | 在清辅音后读 /s/；在浊辅音和元音后读 /z/；在 /s/, /z/, /ʃ/, /tʃ/, /dʒ/ 等后读 /ɪz/ |
| 以字母 s, x, ch, sh 结尾的动词 | 加-es | guess — guesses /'ɡesɪz/ fix — fixes /'fɪksɪz/ teach — teaches /'ti:tʃɪz/ finish — finishes /'fɪnɪʃɪz/ | |
| 以辅音字母加 y 结尾的动词 | 变 y 为 i, 再加-es | study — studies /'stʌdɪz/ | |

VII. 介词 (Prepositions)

介词一般用于名词或代词前，表示该词与句子其他成分的关系。介词后面的名词或代词称为介词宾语。介词和介词宾语一起构成介词短语。

在本册书中出现的含有介词的主要短语如下：

| | | |
|--------|-------------------------|----------------------------|
| about: | what about | how about |
| | think about | |
| after: | after class | after dinner |
| at: | at school | at three (o'clock) |
| | e-mail me at ... | call me at ... |
| | at good prices | |
| for: | thank you for your help | thanks for |
| | for boys | for breakfast/lunch/dinner |
| | ask the teacher for it | for two hours |
| from: | from 12:00 to 1:00 | |
| in: | in the schoolbag | in your grandparents' room |
| | in purple | in the photo |
| | in July | in my family |
| | in China | in the afternoon |

Grammar

- | | | |
|--------|-----------------------|--------------------|
| | in English | |
| of: | a photo of my family | the name of my dog |
| on: | on the table | on your head |
| | on January fifth | on Saturday |
| | on TV | |
| under: | under the desk | under your bed |
| with: | play with our friends | |

VIII. 句子种类 (Sentence Types)

英语句子按照用途可分为以下四类:

| 种类 | 用途 | 例句 |
|-----|------------------|--|
| 陈述句 | 用于说明事实或说话人的看法 | My name is Jenny Green. I like him because he always plays games with us. Hamburgers are not healthy. I think history is interesting. |
| 疑问句 | 用于提出问题 | Are you Jenny? Do you like ice-cream? How much are those yellow socks? When is your mother's birthday? |
| 祈使句 | 用于表示请求、命令、劝告、建议等 | Spell it, please. Come and buy your clothes at our great sale! Let's play basketball. Please come next week. |
| 感叹句 | 用于表达强烈的感情 | What a fine day it is! How clean the classroom is! Have a good day, Jane! |

陈述句包括肯定结构和否定结构, 在肯定结构中, 谓语动词不含否定词, 否定结构在 **be** 动词、助动词或情态动词后加 **not**, 常用缩略形式。陈述句句末用句号。

疑问句包括一般疑问句、特殊疑问句、选择疑问句、附加疑问句等。其中一般疑问句和特殊疑问句的解释见下页, 其他疑问句将在后面的册次学习。疑问句句末用问号。

祈使句的结构与陈述句一样, 但主语常常省略, 谓语动词用原形。祈使句的否定结构用 **don't** 加动词原形形式, 句末用句号或感叹号。

感叹句句末常用感叹号。将感叹词 **what** 或 **how** 及其所修饰的词置于句首, 即可构成感叹句。**what** 后接名词, **how** 后接形容词或副词, 其他部分用陈述句语序。陈述句句末加感叹号, 朗读时加强语气亦可构成感叹句。

疑问句 (Questions)

1. 一般疑问句 (Yes/No Questions)

一般疑问句是在句子中用提问的方式提供一些信息, 要求对方用Yes或No回答的疑问句。在答语中通常重复问句里的be动词、助动词或情态动词, 完全否定时口语中通常使用缩略词, 例如: aren't, doesn't。例句如下:

A: Is this your pencil? B: Yes, it is./No, it isn't.

A: Do you have a soccer ball? B: Yes, I do./No, I don't.

A: Does she like tomatoes? B: Yes, she does./No, she doesn't.

当然, 一般疑问句的回答有时可以省去Yes或No, 或者补充更多信息, 例如:

A: Do you like salad? B: Yes, I really like it.

A: Do you have a tennis ball, Jane? B: Sorry, I don't.

2. 特殊疑问句 (Wh- Questions)

特殊疑问句是以特殊疑问词开始的以寻求信息为目的的疑问句。常见的特殊疑问词包括: what (什么), who (谁), where (在哪里), when (何时), why (为什么), how (如何)等。例句如下:

A: What's your name? B: My name's Alan.

A: What's your favorite subject? B: My favorite subject is P.E.

A: Who're they? B: They're my grandparents.

A: Who's your P.E. teacher? B: Mr. Hu.

A: Where are my books? B: They're on the sofa.

A: When is your birthday, Linda? B: It's on May 2nd.

A: When is Sally's birthday party? B: It's on October 5th.

A: When is the class? B: On Monday and Wednesday.

A: Why do you like P.E.? B: Because it's fun.

A: How much is this T-shirt? B: It's seven dollars.

A: How old are you? B: I'm thirteen.

在特殊疑问句中, 疑问词与后面的be动词或助动词常用缩略形式, 例如: what's, where's。

特殊疑问句既可以使用完整答语, 其中名词常用代词替代, 也可以只回答提问部分, 例如:

A: What's your phone number? B: It's 587-6275.

A: How much are they? B: Thirty-nine dollars.

Words and Expressions in Each Unit

(注: 在本词表中, 重点词汇用黑体标出。
在英式发音和美式发音有区别时, 英式发音在前, 美式发音在后。)

Starter Unit 1

| | |
|---|------|
| good /gʊd/ <i>adj.</i> 好的 | p.S1 |
| morning /'mɔ:(r)nɪŋ/ <i>n.</i> 早晨; 上午 | p.S1 |
| Good morning! 早上好! | p.S1 |
| hi /haɪ/ <i>interj.</i> (用于打招呼) 嗨; 喂 | p.S1 |
| hello /hə'ləʊ/ <i>interj.</i> 你好; 喂 | p.S1 |
| afternoon /ɑ:ftə'nu:n/, /æftər'nu:n/ <i>n.</i> 下午 | p.S3 |
| Good afternoon! 下午好! | p.S3 |
| evening /'i:vnɪŋ/ <i>n.</i> 晚上; 傍晚 | p.S3 |
| Good evening! 晚上好! | p.S3 |
| how /haʊ/ <i>adv.</i> 怎样; 如何 | p.S3 |
| are /ɑ:(r); ə(r)/ <i>v.</i> 是 | p.S3 |
| you /ju:/ <i>pron.</i> 你; 你们 | p.S3 |
| How are you? 你好吗? | p.S3 |
| I /aɪ/ <i>pron.</i> 我 | p.S3 |
| am /æm/ <i>v.</i> 是 | p.S3 |
| fine /faɪn/ <i>adj.</i> 健康的; 美好的 | p.S3 |
| thanks /θæŋks/ <i>interj. & n.</i> 感谢; 谢谢 | p.S3 |
| OK /əʊ'keɪ/ <i>adj. & adv.</i> 安然无恙 | p.S3 |
| HB /eɪtʃ 'bi:/ (铅笔芯) 硬黑 | p.S2 |
| CD /si:'di:/ 光盘; 激光唱片 | p.S2 |
| BBC /bi:bi:'si:/ 英国广播公司 | p.S2 |
| Alice /'æɪlɪs/ 艾丽斯 (女名) | p.S1 |
| Bob /bɒb/, /bɑ:b/ 鲍勃 (男名) | p.S1 |
| Cindy /'sɪndi/ 辛迪 (女名) | p.S1 |

| | |
|-------------------------------|------|
| Dale /deɪl/ 戴尔 (男名) | p.S1 |
| Eric /'erɪk/ 埃里克 (男名) | p.S1 |
| Frank /fræŋk/ 弗兰克 (男名) | p.S1 |
| Grace /greɪs/ 格蕾丝 (女名) | p.S1 |
| Helen /'helən/ 海伦 (女名) | p.S1 |

Starter Unit 2

| | |
|---|------|
| what /wɒt/, /wɑ:t/ <i>pron. & adj.</i> 什么 | p.S5 |
| is /ɪz/ <i>v.</i> 是 | p.S5 |
| this /ðɪs/ <i>pron.</i> 这; 这个 | p.S5 |
| in /ɪn/ <i>prep.</i> (表示使用语言、材料等) 用; 以 | p.S5 |
| English /'ɪŋɡlɪʃ/ <i>n.</i> 英语 <i>adj.</i> 英格兰的; 英语的 | p.S5 |
| in English 用英语 | p.S5 |
| map /mæp/ <i>n.</i> 地图 | p.S5 |
| cup /kʌp/ <i>n.</i> 杯子 | p.S5 |
| ruler /'ru:lə(r)/ <i>n.</i> 尺; 直尺 | p.S5 |
| pen /pen/ <i>n.</i> 笔; 钢笔 | p.S5 |
| orange /'ɒrɪndʒ/, /'ɔ:rɪndʒ/ <i>n.</i> 橙子 | p.S5 |
| jacket /'dʒækt/ <i>n.</i> 夹克衫; 短上衣 | p.S5 |
| key /ki:/ <i>n.</i> 钥匙 | p.S5 |
| quilt /kwɪlt/ <i>n.</i> 被子; 床罩 | p.S5 |
| it /ɪt/ <i>pron.</i> 它 | p.S5 |
| a /eɪ; ə/ (an /æn; ən/) <i>art.</i> (用于单数可数名词前, 表示 未曾提到的) — (人、事、物) | p.S5 |
| that /ðæt/ <i>pron.</i> 那; 那个 | p.S5 |
| spell /spel/ <i>v.</i> 用字母拼; 拼写 | p.S7 |

please /pli:z/ *interj.* (用于客气地请求或吩咐) 请

NBA /,en bi: 'ei/

(美国) 全国篮球协会

P /pi:/ 停车场; 停车位

kg /keɪ 'dʒi:/ 千克; 公斤

Starter Unit 3

color /'kʌlə(r)/ *n.* (= colour) 颜色 p.S9

red /red/ *adj. & n.* 红色(的) p.S9

yellow /'jeləʊ/ *adj. & n.* 黄色(的) p.S9

green /gri:n/ *adj. & n.* 绿色(的) p.S9

blue /blu:/ *adj. & n.* 蓝色(的) p.S9

black /blæk/ *adj. & n.* 黑色(的) p.S9

white /waɪt/ *adj. & n.* 白色(的) p.S9

purple /'pɜ:(r)pl/
adj. & n. 紫色(的) p.S9

brown /braʊn/
adj. & n. 棕色(的); 褐色(的) p.S9

the /ði; ðə/ *art.* 指已提到或易领会到的人或事物 p.S11

now /naʊ/ *adv.* 现在; 目前 p.S12

see /si:/ *v.* 理解; 明白 p.S12

can /kæn; kən/ *modal v.* 能; 会 p.S12

say /seɪ/ *v.* 说; 讲 p.S12

my /maɪ/ *pron.* 我的 p.S12

S /es/ (尤指服装的尺码) 小号的 p.S10

M /em/ (尤指服装的尺码) 中号的 p.S10

L /el/ (尤指服装的尺码) 大号的 p.S10

UFO /ju: ef 'əʊ/ 不明飞行物 p.S10

CCTV /si: si: ti: 'vi:/
中国中央电视台 p.S10

Unit 1

name /neɪm/ *n.* 名字; 名称 p.1

nice /naɪs/ *adj.* 令人愉快的; 宜人的 p.1

to /tu:; tə/ 常用于原形动词之前, 表示该动词为不定式 p.1

meet /mi:t/ *v.* 遇见; 相逢 p.1

too /tu:/ *adv.* 也; 又; 太 p.1

your /jɔ:(r)/ *pron.* 你的; 你们的 p.1

Ms. /mɪz/ (用于女子的姓氏或姓名前, 不指明婚否) 女士 p.1

his /hɪz/ *pron.* 他的 p.2

and /ænd; ənd/ *conj.* 和; 又; 而 p.2

her /hɜ:(r)/ *pron.* 她的 p.2

yes /jes/ *interj.* 是的; 可以 p.2

she /ʃi:/ *pron.* 她 p.2

he /hi:/ *pron.* 他 p.2

no /nəʊ/ *adv. & adj.* 不; 没有; 不是 p.2

not /nɒt/, /nɑ:t/ *adv.* 不; 没有 p.2

zero /'ziərəʊ/, /'zɪrəʊ/ *num.* 零 p.4

one /wʌn/ *num.* 一 p.4

two /tu:/ *num.* 二 p.4

three /θri:/ *num.* 三 p.4

four /fɔ:(r)/ *num.* 四 p.4

five /faɪv/ *num.* 五 p.4

six /sɪks/ *num.* 六 p.4

seven /'sevn/ *num.* 七 p.4

eight /eɪt/ *num.* 八 p.4

nine /naɪn/ *num.* 九 p.4

telephone /'telɪfəʊn/
n. 电话; 电话机 p.4

number /'nʌmbə(r)/ *n.* 号码; 数字 p.4

phone /fəʊn/ *n.* 电话; 电话机 p.4

telephone/phone number 电话号码 p.4

first /fɜ:(r)st/ *adj.* 第一 p.5

Words and Expressions in Each Unit

| | | | |
|--|-----|--|------|
| first name 名字 | p.5 | grandparent /'grænpeərənt/, /'grænperənt/ | |
| last /lɑ:st/, /læst/ <i>adj.</i> 最后的; 末尾的 | p.5 | <i>n.</i> 祖父(母); 外祖父(母) | p.7 |
| last name 姓 | p.5 | family /'fæməli/ <i>n.</i> 家; 家庭 | p.7 |
| friend /frend/ <i>n.</i> 朋友 | p.5 | those /ðəʊz/ <i>pron.</i> 那些 | p.7 |
| China /'tʃaɪnə/ 中国 | p.5 | who /hu:/ <i>pron.</i> 谁; 什么人 | p.7 |
| middle /'mɪdl/ <i>adj.</i> 中间的 <i>n.</i> 中间 | p.6 | oh /əʊ/ <i>interj.</i> 哦; 啊 | p.7 |
| school /sku:l/ <i>n.</i> 学校 | p.6 | these /ði:z/ <i>pron.</i> 这些 | p.7 |
| middle school 中学; 初中 | p.6 | they /ðeɪ/ <i>pron.</i> 他(她、它)们 | p.8 |
| | | well /wel/ <i>interj.</i> 嗯; 好吧 | p.8 |
| Gina /'dʒi:nə/ 吉娜(女名) | p.1 | have /hæv/ <i>v.</i> 经受; 经历 | p.8 |
| Jenny /'dʒeni/ 珍妮(女名) | p.1 | day /deɪ/ <i>n.</i> 一天; 一日; 白天 | p.8 |
| Brown /braʊn/ 布朗(姓) | p.1 | Have a good day! | |
| Alan /ælən/ 艾伦(男名) | p.1 | (表示祝愿) 过得愉快! | p.8 |
| Tom /tɒm/, /tɑ:m/ 汤姆(男名) | p.2 | bye /baɪ/ <i>interj.</i> (= goodbye) 再见 | p.8 |
| Mike /maɪk/ 迈克(男名) | p.2 | son /sʌn/ <i>n.</i> 儿子 | p.10 |
| Jack /dʒæk/ 杰克(男名) | p.2 | cousin /'kʌzn/ <i>n.</i> 堂兄(弟、姊、 妹); 表兄(弟、姊、妹) | p.10 |
| Mary /'meəri/, /'meri/ 玛丽(女名) | p.2 | grandpa /'grænpɑ:/ | |
| Miller /'mɪlə(r)/ 米勒(姓) | p.2 | <i>n.</i> (外) 祖父; 爷爷; 外公; 姥爷 | p.10 |
| Linda /'lɪndə/ 琳达(女名) | p.2 | mom /mɒm/, /mɑ:m/ | |
| Jane /dʒeɪn/ 简(女名) | p.2 | <i>n.</i> (= mum) 妈妈 | p.10 |
| Green /gri:n/ 格林(姓) | p.5 | aunt /ɑ:nt/, /ænt/ <i>n.</i> 姑母; 姨母; 伯母; 婶母; 舅母 | p.10 |
| Smith /smɪθ/ 史密斯(姓) | p.5 | grandma /'grænmɑ:/ | |
| Unit 2 | | <i>n.</i> (外) 祖母; 奶奶; 外婆; 姥姥 | p.10 |
| sister /'sɪstə(r)/ <i>n.</i> 姐; 妹 | p.7 | dad /dæd/ <i>n.</i> 爸爸 | p.10 |
| mother /'mʌðə(r)/ <i>n.</i> 母亲; 妈妈 | p.7 | uncle /'ʌŋkl/ <i>n.</i> 舅父; 叔父; 伯父; 姑父; 姨父 | p.10 |
| father /'fɑ:ðə(r)/ <i>n.</i> 父亲; 爸爸 | p.7 | daughter /'dɔ:tə(r)/ <i>n.</i> 女儿 | p.10 |
| parent /'peərənt/, /'perənt/ <i>n.</i> 父(母)亲 | p.7 | here /hɪə(r)/, /hɪr/ <i>adv.</i> (用以介绍 某人或某物) 这就是; 在这里 | p.11 |
| brother /'brʌðə(r)/ <i>n.</i> 兄; 弟 | p.7 | photo /'fəʊtəʊ/ <i>n.</i> 照片 | p.11 |
| grandmother /'grænmʌðə(r)/ <i>n.</i> (外) 祖母; 奶奶; 外婆; 姥姥 | p.7 | of /ɒv; əv/, /ʌv; əv/ <i>prep.</i> 属于(某 人或某物); 关于(某人或某物) | p.11 |
| grandfather /'grænfa:ðə(r)/ <i>n.</i> (外) 祖父; 爷爷; 外公; 姥爷 | p.7 | | |

| | | | |
|---|------|--|------|
| next /nekst/ <i>adj. & n.</i> 下一个(的); 接下来(的) | p.11 | welcome /'welkəm/ <i>adj.</i> 受欢迎的 | p.14 |
| picture /'pɪktʃə(r)/ <i>n.</i> 照片; 图画 | p.11 | You're welcome. 别客气。 | p.14 |
| girl /gɜ:(r)l/ <i>n.</i> 女孩 | p.11 | baseball /'beɪsbɔ:l/ <i>n.</i> 棒球 | p.16 |
| dog /dɒg/, /dɔ:g/ <i>n.</i> 狗 | p.11 | watch /wɒtʃ/, /wɑ:tʃ/ <i>n.</i> 表; 手表 | p.16 |
| | | computer /kəm'pjʊ:tə(r)/ <i>n.</i> 计算机; 电脑 | p.16 |
| Sally /'sæli/ 萨莉(女名) | p.8 | game /geɪm/ <i>n.</i> 游戏; 运动; 比赛 | p.16 |
| Kate /keɪt/ 凯特(女名) | p.8 | card /kɑ:(r)d/ <i>n.</i> 卡片 | p.16 |
| Paul /pɔ:l/ 保罗(男名) | p.8 | ID card 学生卡; 身份证 | p.16 |
| | | notebook /'nəʊtbʊk/ <i>n.</i> 笔记本 | p.16 |
| | | ring /rɪŋ/ <i>n.</i> 戒指 | p.16 |
| Unit 3 | | bag /bæg/ <i>n.</i> 袋; 包 | p.16 |
| pencil /'pensl/ <i>n.</i> 铅笔 | p.13 | in /ɪn/ <i>prep.</i> 在……里 | p.17 |
| book /bʊk/ <i>n.</i> 书 | p.13 | library /'laɪbrəri/, /'laɪbreri/ <i>n.</i> 图书馆 | p.17 |
| eraser /'ɪreɪzə(r)/, /'ɪreɪsə/ <i>n.</i> 橡皮 | p.13 | ask /ɑ:sk/, /æsk/ <i>v.</i> 请求; 要求; 询问 | p.17 |
| box /bɒks/, /bɑ:ks/ <i>n.</i> 箱; 盒 | p.13 | ask ... for ... 请求; 恳求(给予) | p.17 |
| pencil box 铅笔盒; 文具盒 | p.13 | find /faɪnd/ <i>v.</i> (过去式、过去分词 found /faʊnd/) 找到; 发现 | p.17 |
| schoolbag /'sku:l bæg/ <i>n.</i> 书包 | p.13 | some /sʌm/ <i>adj.</i> 一些; 某些 <i>pron.</i> 有些; 有的 | p.17 |
| dictionary /'dɪkʃənri/, /'dɪkʃənəri/ <i>n.</i> 词典; 字典 | p.13 | classroom /'klɑ:sru:m/, /'klæsru:m/ <i>n.</i> 教室 | p.17 |
| his /hɪz/ <i>pron.</i> 他的 | p.13 | e-mail /'i:meɪl/ (= email) <i>v.</i> 给……发电子邮件; 用电邮发送 <i>n.</i> 电子邮件 | p.17 |
| mine /maɪn/ <i>pron.</i> 我的 | p.13 | at /æt/ <i>prep.</i> (提供电话号码等时使用) 按照; 根据; 在(某处、某时间 或时刻) | p.17 |
| hers /hɜ:(r)z/ <i>pron.</i> 她的 | p.13 | call /kɔ:l/ <i>v.</i> (给……) 打电话 | p.17 |
| excuse /ɪk'skju:z/ <i>v.</i> 原谅; 宽恕 | p.14 | lost /lɒst/, /lɑ:st/ <i>v.</i> (动词lose /lu:z/ 的过去式) 遗失; 丢失 | p.17 |
| me /mi:/ <i>pron.</i> (I的宾格) 我 | p.14 | must /mʌst/ <i>modal v.</i> 必须 | p.17 |
| excuse me 劳驾; 请原谅 | p.14 | set /set/ <i>n.</i> 一套; 一副; 一组 | p.18 |
| thank /θæŋk/ <i>v.</i> 感谢; 谢谢 | p.14 | | |
| teacher /'ti:tʃə(r)/ <i>n.</i> 老师; 教师 | p.14 | | |
| about /ə'baʊt/ <i>prep.</i> 关于 <i>adv.</i> 大约 | p.14 | | |
| What about ...? (询问消息或提出建议) ……怎么样? ……好吗? | p.14 | | |
| yours /jɔ:(r)z/ <i>pron.</i> 你的; 你们的 | p.14 | | |
| for /fɔ:(r); fə(r)/ <i>prep.</i> 为了; 给; 对 | p.14 | | |
| thank you for ... 为……而感谢你(们) | p.14 | | |
| help /help/ <i>v. & n.</i> 帮助; 援助 | p.14 | | |

Words and Expressions in Each Unit

| | | | |
|---|------|---|------|
| a set of 一套; 一副; 一组 | p.18 | plane /pleɪn/ <i>n.</i> 飞机 | p.22 |
| | | model plane 飞机模型 | p.22 |
| Anna /'ænə/ 安娜 (女名) | p.14 | tidy /'taɪdi/ <i>adj.</i> 整洁的; 井井有条的 | p.23 |
| John /dʒɒn/, /dʒɑ:n/ 约翰 (男名) | p.17 | but /bʌt; bət/ <i>conj.</i> 但是 | p.23 |
| David /'deɪvɪd/ 戴维 (男名) | p.18 | our /ɑ:(r), 'aʊə(r)/ <i>pron.</i> 我们的 | p.23 |
| | | everywhere /'evriweə(r)/, /'evriwer/ <i>adv.</i> 处处; 到处; 各个地方 | p.23 |
| | | always /'ɔ:lweɪz/ <i>adv.</i> 总是 | p.23 |
| Unit 4 | | | |
| where /weə(r)/, /wer/ <i>adv.</i> 在哪里; 到哪里 | p.19 | | |
| table /'teɪbl/ <i>n.</i> 桌子 | p.19 | Unit 5 | |
| bed /bed/ <i>n.</i> 床 | p.19 | do /duː; də/ (第三人称单数形式 does /dʌz/) <i>aux v. & v.</i> 用于构成 否定句和疑问句; 做; 干 | p.25 |
| bookcase /'bʊkkeɪs/ <i>n.</i> 书架; 书柜 | p.19 | have /hæv; həv/ <i>v.</i> 有 | p.25 |
| sofa /'səʊfə/ <i>n.</i> 沙发 | p.19 | tennis /'tenɪs/ <i>n.</i> 网球 | p.25 |
| chair /tʃeə(r)/, /tʃer/ <i>n.</i> 椅子 | p.19 | ball /bɔ:l/ <i>n.</i> 球 | p.25 |
| on /ɒn/, /ɑ:n/ <i>prep.</i> 在……上 | p.19 | ping-pong /'pɪŋpɒŋ/, /'pɪŋpɑ:ŋ/ <i>n.</i> 乒乓球 | p.25 |
| under /'ʌndə(r)/ <i>prep.</i> 在……下 | p.19 | bat /bæt/ <i>n.</i> 球棒; 球拍 | p.25 |
| come /kʌm/ <i>v.</i> 来; 来到 | p.20 | soccer /'sɒkə(r)/, /'sɑ:kə(r)/ <i>n.</i> (英式) 足球 | p.25 |
| come on 快点儿 | p.20 | soccer ball (英式) 足球 | p.25 |
| desk /desk/ <i>n.</i> 书桌 | p.20 | volleyball /'vɒlibɔ:l/, /'vɑ:lɪbɔ:l/ <i>n.</i> 排球 | p.25 |
| think /θɪŋk/ <i>v.</i> 认为; 想; 思考 | p.20 | basketball /'bɑ:skɪtbɔ:l/, /'bæskɪtbɔ:l/ <i>n.</i> 篮球 | p.25 |
| room /ru:m/ <i>n.</i> 房间 | p.20 | hey /heɪ/ <i>interj.</i> 嘿; 喂 | p.26 |
| their /ðeə(r)/, /ðer/ <i>pron.</i> 他(她、它)们的 | p.20 | let /let/ <i>v.</i> 允许; 让 | p.26 |
| hat /hæt/ <i>n.</i> 帽子 | p.20 | us /ʌs; əs/ <i>pron.</i> (we 的宾格) 我们 | p.26 |
| head /hed/ <i>n.</i> 头 | p.20 | let's = let us 让我们(一起) | p.26 |
| yeah /jeə/ <i>interj.</i> 是的; 对 | p.20 | go /gəʊ/ <i>v.</i> 去; 走 | p.26 |
| know /nəʊ/ <i>v.</i> 知道; 了解 | p.21 | we /wi:/ <i>pron.</i> 我们 | p.26 |
| radio /'reɪdiəʊ/ <i>n.</i> 收音机; 无线电广播 | p.22 | late /leɪt/ <i>adj.</i> 迟到 | p.26 |
| clock /klɒk/, /kla:k/ <i>n.</i> 时钟 | p.22 | has /hæz; həz/ <i>v.</i> (have 的第三人称 单数形式) 有 | p.26 |
| tape /teɪp/ <i>n.</i> 磁带; 录音带; 录像带 | p.22 | | |
| player /'pleɪə(r)/ <i>n.</i> 播放机 | p.22 | | |
| tape player 磁带播放机 | p.22 | | |
| model /'mɒdl/, /'mɑ:dl/ <i>n.</i> 模型 | p.22 | | |

| | | | |
|--|------|--|------|
| get /get/ <i>v.</i> 去取 (或带来); 得到 | p.26 | Bill /bɪl/ 比尔 (男名) | p.26 |
| great /greɪt/ <i>adj.</i> 美妙的; 伟大的 | p.27 | | |
| play /pleɪ/ | | Unit 6 | |
| <i>v.</i> 参加 (比赛或运动); 玩耍 | p.27 | banana /bə'nɑ:nə/, /bə'nænə/ | |
| sound /saʊnd/ <i>v.</i> 听起来好像 | p.27 | <i>n.</i> 香蕉 | p.31 |
| interesting /'ɪntrəstɪŋ/ <i>adj.</i> 有趣的 | p.28 | hamburger /'hæmbɜ:(r)gə(r)/ | |
| boring /'bɔ:rɪŋ/ | | <i>n.</i> 汉堡包 | p.31 |
| <i>adj.</i> 没趣的; 令人厌倦的 | p.28 | tomato /tə'mɑ:təʊ/, /tə'meɪtəʊ/ | |
| fun /fʌn/ <i>adj.</i> 有趣的; 使人快乐的 | | <i>n.</i> 西红柿 | p.31 |
| <i>n.</i> 乐趣; 快乐 | p.28 | ice-cream /aɪs 'kri:m/ <i>n.</i> 冰激凌 | p.31 |
| difficult /'dɪfɪkəlt/ <i>adj.</i> 困难的 | p.28 | salad /'sæləd/ <i>n.</i> 沙拉 | p.31 |
| relaxing /rɪ'læksɪŋ/ | | strawberry /'strɔ:bəri/, /'strɔ:beri/ | |
| <i>adj.</i> 轻松的; 令人放松的 | p.28 | <i>n.</i> 草莓 | p.31 |
| watch /wɒtʃ/, /wɑ:tʃ/ | | pear /peə(r)/, /per/ <i>n.</i> 梨 | p.31 |
| <i>v.</i> 注视; 观看 | p.28 | milk /mɪlk/ <i>n.</i> 牛奶 | p.31 |
| TV /ti:'vi:/ <i>n.</i> (= television /'telɪvɪʒn/) | | bread /bred/ <i>n.</i> 面包 | p.31 |
| 电视; 电视机 | p.28 | birthday /'bɜ:(r)θdeɪ/ <i>n.</i> 生日 | p.32 |
| watch TV 看电视 | p.28 | dinner /'dɪnə(r)/ <i>n.</i> (中午或晚上吃的) | |
| same /seɪm/ <i>adj.</i> 相同的 | p.29 | 正餐 | p.32 |
| love /lʌv/ <i>v. & n.</i> 爱; 喜爱 | p.29 | week /wi:k/ <i>n.</i> 周; 星期 | p.32 |
| with /wɪð, wɪθ/ <i>prep.</i> 和……在一起; | | think about 思考; 思索 | p.32 |
| 带有; 使用 | p.29 | food /fu:d/ <i>n.</i> 食物 | p.32 |
| sport /spɔ:(r)t/ <i>n.</i> 体育运动 | p.29 | sure /ʃʊə(r)/, /ʃʊr/ | |
| them /ðem; ðəm/ <i>pron.</i> (they 的宾格) | | <i>adv.</i> 当然; 肯定; 一定 | p.32 |
| 他 (她、它) 们 | p.29 | How about ...? | |
| only /'əʊnli/ <i>adv.</i> 只; 仅 | p.29 | (提出建议) ……怎么样? | p.32 |
| like /laɪk/ <i>v.</i> 喜欢; 喜爱 | p.29 | burger /'bɜ:(r)gə(r)/ | |
| easy /'i:zi/ <i>adj.</i> 容易的; 不费力的 | p.29 | <i>n.</i> (= hamburger) 汉堡包 | p.32 |
| after /'ɑ:ftə(r)/, /'æftə(r)/ | | vegetable /'vedʒtəbl/ <i>n.</i> 蔬菜 | p.32 |
| <i>prep. & conj.</i> 在……以后 | p.29 | fruit /fru:t/ <i>n.</i> 水果 | p.32 |
| class /klɑ:s/, /klæs/ <i>n.</i> 班级; 课 | p.29 | right /raɪt/ <i>adj.</i> 正确的; 适当的 | p.32 |
| classmate /'klɑ:smeɪt/, /'klæsmeɪt/ | | apple /'æpl/ <i>n.</i> 苹果 | p.32 |
| <i>n.</i> 同班同学 | p.29 | then /ðen/ <i>adv.</i> 那么 | p.32 |

Words and Expressions in Each Unit

| | | | |
|---|------|--|------|
| egg /eg/ <i>n.</i> 蛋; 鸡蛋 | p.33 | long /lɒŋ/, /lɔ:ŋ/ <i>adj.</i> 长的 | p.38 |
| carrot /'kærət/ <i>n.</i> 胡萝卜 | p.33 | woman /'wʊmən/ <i>n.</i> (<i>pl.</i> women | |
| rice /raɪs/ <i>n.</i> 大米; 米饭 | p.33 | /'wɪmɪn/) 女子 | p.38 |
| chicken /'tʃɪkɪn/ <i>n.</i> 鸡肉 | p.33 | Can I help you? 我能帮您吗? | p.38 |
| so /səʊ/ <i>conj.</i> (引出评论或问题) 那么 | p.33 | need /ni:d/ <i>v.</i> 需要 | p.38 |
| breakfast /'brekfəst/ <i>n.</i> 早餐; 早饭 | p.34 | look /lʊk/ <i>v.</i> 看; 看上去 | p.38 |
| lunch /lʌntʃ/ <i>n.</i> 午餐 | p.34 | pair /peə(r)/, /per/ <i>n.</i> 一双; 一对 | p.38 |
| star /stɑ:(r)/ <i>n.</i> 明星; 星星 | p.35 | take /teɪk/ <i>v.</i> 买下; 拿; 取 | p.38 |
| eat /i:t/ <i>v.</i> 吃 | p.35 | Here you are. 给你。 | p.38 |
| well /wel/ <i>adv.</i> 好; 令人满意地 | p.35 | ten /ten/ <i>num.</i> 十 | p.40 |
| habit /'hæbɪt/ <i>n.</i> 习惯 | p.35 | eleven /ɪ'levən/ <i>num.</i> 十一 | p.40 |
| healthy /'helθi/ <i>adj.</i> 健康的 | p.35 | twelve /twelv/ <i>num.</i> 十二 | p.40 |
| really /'ri:əli/ <i>adv.</i> 真正地 | p.35 | thirteen /θɜ:(r)'ti:n/ <i>num.</i> 十三 | p.40 |
| question /'kwɛstʃən/ <i>n.</i> 问题 | p.35 | fifteen /fɪf'ti:n/ <i>num.</i> 十五 | p.40 |
| want /wɒnt/, /wɑ:nt/ <i>v.</i> 需要; 想要 | p.35 | eighteen /eɪ'ti:n/ <i>num.</i> 十八 | p.40 |
| be /bi:, bi/ <i>v.</i> 变成 | p.35 | twenty /'twenti/ <i>num.</i> 二十 | p.40 |
| fat /fæt/ <i>adj.</i> 肥的; 肥胖的 | p.35 | thirty /θɜ:(r)ti/ <i>num.</i> 三十 | p.40 |
| | | Mr. /'mɪstə(r)/ (用于男子的姓氏或 | |
| | | 姓名前) 先生 | p.41 |
| Unit 7 | | clothes /kləʊðz, kləʊz/ | |
| much /mʌtʃ/ <i>pron. & adj.</i> 许多; | | <i>n.</i> (<i>pl.</i>) 衣服; 服装 | p.41 |
| 大量; 多少 | p.37 | store /stɔ:(r)/ <i>n.</i> 商店 | p.41 |
| How much...? (购物时) ……多少钱? | p.37 | buy /baɪ/ <i>v.</i> 购买; 买 | p.41 |
| sock /sɒk/, /sɑ:k/ <i>n.</i> 短袜 | p.37 | sale /seɪl/ <i>n.</i> 特价销售; 出售 | p.41 |
| T-shirt /'ti:ʃɜ:(r)t/ <i>n.</i> T恤衫 | p.37 | sell /sel/ <i>v.</i> 出售; 销售; 卖 | p.41 |
| shorts /ʃɔ:(r)ts/ <i>n.</i> (<i>pl.</i>) 短裤 | p.37 | all /ɔ:l/ <i>adj.</i> 所有的; 全部的 | p.41 |
| sweater /'swetə(r)/ <i>n.</i> 毛衣 | p.37 | very /'veri/ <i>adv.</i> 很; 非常 | p.41 |
| trousers /'traʊzə(r)z/ <i>n.</i> (<i>pl.</i>) 裤子 | p.37 | price /praɪs/ <i>n.</i> 价格 | p.41 |
| shoe /ʃu:/ <i>n.</i> 鞋 | p.37 | boy /bɔɪ/ <i>n.</i> 男孩 | p.41 |
| skirt /skɜ:(r)t/ <i>n.</i> 裙子 | p.37 | a pair of 一双 | p.41 |
| dollar /'dɒlə/, /'dɑ:lər/ <i>n.</i> 元 (美国、 | | | |
| 加拿大等国的货币单位, 符号为\$) | p.37 | Unit 8 | |
| big /bɪg/ <i>adj.</i> 大的; 大号的 | p.38 | when /wen/ <i>adv.</i> (疑问副词) | |
| small /smɔ:l/ <i>adj.</i> 小的; 小号的 | p.38 | 什么时候 | p.43 |
| short /ʃɔ:(r)t/ <i>adj.</i> 短的; 矮的 | p.38 | month /mʌnθ/ <i>n.</i> 月; 月份 | p.43 |

| | | | |
|---|------|---|------|
| January /'dʒænjʊəri/, /'dʒænjʊəri/ n. 一月 | p.43 | dear /diə(r)/, /dɪr/ <i>adj.</i> 亲爱的 | p.47 |
| February /'februəri/, /'febjuəri/ n. 二月 | p.43 | student /'stju:dnt/, /'stu:dnt/ n. 学生 | p.47 |
| March /mɑ:(r)tʃ/ n. 三月 | p.43 | thing /θɪŋ/ n. 东西; 事情 | p.47 |
| April /'eɪprəl/ n. 四月 | p.43 | term /tɜ:(r)m/ n. 学期 | p.47 |
| May /meɪ/ n. 五月 | p.43 | busy /'bɪzi/ <i>adj.</i> 忙碌的; 无暇的 | p.47 |
| June /dʒu:n/ n. 六月 | p.43 | time /taɪm/ n. 时间 | p.47 |
| July /dʒu'lai/ n. 七月 | p.43 | Have a good time! (表示祝愿) 过得愉快! | p.47 |
| August /'ɔ:gəst/ n. 八月 | p.43 | there /ðeə(r)/, /ðer/ <i>adv.</i> (在) 那里 | p.48 |
| September /sep'tembə(r)/ n. 九月 | p.43 | | |
| October /ɒk'təʊbə/, /ɑ:k'təʊbər/ n. 十月 | p.43 | | |
| November /nəʊ'vembə(r)/ n. 十一月 | p.43 | Unit 9 | |
| December /dɪ'sembə(r)/ n. 十二月 | p.43 | favorite /'feɪvərɪt/ <i>adj. & n.</i> (= favourite) 特别喜爱的 (人或事物) | p.49 |
| happy /'hæpi/ <i>adj.</i> 愉快的; 高兴的 | p.44 | subject /sʌbdʒɪkt/ n. 学科; 科目 | p.49 |
| Happy birthday! 生日快乐! | p.44 | science /'saɪəns/ n. 科学 | p.49 |
| old /əʊld/ <i>adj.</i> 年老的; 旧的 | p.44 | P.E. /pi:'i:/ n. (= physical education) 体育 | p.49 |
| How old ...? ……多大年纪? ……几岁了? | p.44 | music /'mju:zɪk/ n. 音乐; 乐曲 | p.49 |
| party /'pɑ:(r)ti/ n. 聚会 | p.44 | math /mæθ/ n. (= maths) 数学 | p.49 |
| See you! 再见! | p.44 | Chinese /tʃaɪ'ni:z/ n. 语文; 汉语 <i>adj.</i> 汉语的; 中国的 | p.49 |
| first /fɜ:(r)st/ <i>num.</i> 第一 | p.45 | geography /dʒɪ'ɒgrəfi/, /dʒɪ'ɑ:grəfi/ n. 地理(学) | p.49 |
| second /'sekənd/ <i>num.</i> 第二 | p.45 | history /'hɪstri/ n. 历史 | p.49 |
| third /θɜ:(r)d/ <i>num.</i> 第三 | p.45 | why /waɪ/ <i>adv.</i> 为什么 | p.50 |
| fifth /fɪfθ/ <i>num.</i> 第五 | p.45 | because /bɪ'kɒz/, /bɪ'kɔ:z/ <i>conj.</i> 因为 | p.50 |
| eighth /eɪtθ/ <i>num.</i> 第八 | p.45 | Monday /'mʌndeɪ/ n. 星期一 | p.50 |
| ninth /naɪnθ/ <i>num.</i> 第九 | p.45 | Friday /'fraɪdeɪ/ n. 星期五 | p.50 |
| twelfth /twelfθ/ <i>num.</i> 第十二 | p.45 | Saturday /'sætə(r)deɪ/ n. 星期六 | p.50 |
| twentieth /'twentiəθ/ <i>num.</i> 第二十 | p.45 | for sure 无疑; 肯定 | p.50 |
| test /test/ n. 测验; 检查 | p.46 | | |
| trip /trɪp/ n. 旅游; 旅行 | p.46 | | |
| art /ɑ:(r)t/ n. 艺术; 美术 | p.47 | | |
| festival /'festɪvl/ n. (音乐、戏剧等 的) 会演节; 节日 | p.47 | | |

Words and Expressions in Each Unit

| | | | |
|--|------|--|------|
| free /fri:/ <i>adj.</i> 空闲的 | p.52 | useful /'ju:sfl/ <i>adj.</i> 有用的; 有益的 | p.53 |
| cool /ku:l/ <i>adj.</i> 妙极的; 酷的 | p.52 | from /frɒm/, /fra:m/ <i>prep.</i> (表示开始的时间) 从……开始 | p.53 |
| Tuesday /'tju:zdeɪ/, /'tu:zdeɪ/ n. 星期二 | p.52 | from ... to ... 从……到…… | p.53 |
| Wednesday /'wenzdeɪ/ n. 星期三 | p.52 | Mrs. /'mɪsɪz/ (用于女子的姓氏或姓名前) 太太; 夫人 | p.53 |
| Thursday /'θɜ:(r)zdeɪ/ n. 星期四 | p.52 | finish /'fɪnɪʃ/ <i>v.</i> 完成; 做好 | p.53 |
| Sunday /'sʌndeɪ/ n. 星期日 | p.52 | lesson /'lesn/ n. 课; 一节课 | p.53 |
| A.M. /,eɪ'em/ (= a.m.) 上午 | p.52 | hour /'aʊə(r)/ n. 小时 | p.53 |
| P.M. /,pi:'em/ (= p.m.) 下午; 午后 | p.52 | | |

Vocabulary Index

(注: 在本词表中, 重点词汇用黑体标出。
在英式发音和美式发音有区别时, 英式发音在前, 美式发音在后。)

A

- a** /eɪ; ə/ (**an** /æn; ən/) p.S5
art. (用于单数可数名词前, 表示未曾提到的) — (人、事、物)
- a pair of 一双 p.41
- a set of 一套; 一副; 一组 p.18
- A.M. /eɪ'em/ (= a.m.) 上午 p.52
- about** /ə'baʊt/ *prep.* 关于 *adv.* 大约 p.14
- after** /'ɑ:ftə(r)/, /'æftə(r)/ p.29
prep. & conj. 在……以后
- afternoon** /ɑ:ftə'nʊ:n/, /æftə'rnu:n/ p.S3
n. 下午
- all** /ɔ:l/ *adj.* 所有的; 全部的 p.41
- always** /'ɔ:lweɪz/ *adv.* 总是 p.23
- am** /æm/ *v.* 是 p.S3
- and** /ænd; ənd/ *conj.* 和; 又; 而 p.2
- apple** /'æpl/ *n.* 苹果 p.32
- April** /'eɪprəl/ *n.* 四月 p.43
- are** /ɑ:(r); ə(r)/ *v.* 是 p.S3
- art** /ɑ:(r)t/ *n.* 艺术; 美术 p.47
- ask** /ɑ:sk/, /æsk/ *v.* 请求; 要求; 询问 p.17
- ask ... for ... 请求; 恳求 (给予) p.17
- at** /æt/ *prep.* (提供电话号码等时使用) p.17
 按照; 根据; 在 (某处、某时间或时刻)
- August** /'ɔ:gəst/ *n.* 八月 p.43
- aunt** /ɑ:nt/, /ænt/ *n.* 姑母; 姨母; 伯母; 婶母; 舅母 p.10

B

- bag** /bæg/ *n.* 袋; 包 p.16
- ball** /bɔ:l/ *n.* 球 p.25
- banana** /bə'nɑ:nə/, /bə'nænə/ p.31
n. 香蕉
- baseball** /'beɪsbɔ:l/ *n.* 棒球 p.16
- basketball** /'bɑ:skɪtbɔ:l/, /'bæskɪtbɔ:l/ p.25
n. 篮球
- bat** /bæt/ *n.* 球棒; 球拍 p.25
- be** /bi; bi/ *v.* 变成 p.35
- because** /bɪ'kɔ:z/, /bɪ'kɔ:z/ p.50
conj. 因为
- bed** /bed/ *n.* 床 p.19
- big** /bɪg/ *adj.* 大的; 大号的 p.38
- birthday** /'bɜ:(r)θdeɪ/ *n.* 生日 p.32
- black** /blæk/ *adj. & n.* 黑色 (的) p.S9
- blue** /blu:/ *adj. & n.* 蓝色 (的) p.S9
- book** /buk/ *n.* 书 p.13
- bookcase** /'bʊkkeɪs/ *n.* 书架; 书柜 p.19
- boring** /'bɔ:rɪŋ/ p.28
adj. 没趣的; 令人厌倦的
- box** /bɒks/, /bɑ:ks/ *n.* 箱; 盒 p.13
- boy** /bɔɪ/ *n.* 男孩 p.41
- bread** /bred/ *n.* 面包 p.31
- breakfast** /'brekfəst/ *n.* 早餐; 早饭 p.34
- brother** /'brʌðə(r)/ *n.* 兄; 弟 p.7
- brown** /braʊn/ p.S9
adj. & n. 棕色 (的); 褐色 (的)
- burger** /'bɜ:(r)gə(r)/ p.32
n. (= hamburger) 汉堡包

- busy** /'bɪzi/ *adj.* 忙碌的; 无暇的 p.47
- but** /bʌt; bət/ *conj.* 但是 p.23
- buy** /baɪ/ *v.* 购买; 买 p.41
- bye** /baɪ/ *interj.* (= goodbye) 再见 p.8
- C**
- call** /kɔ:l/ *v.* (给……) 打电话 p.17
- can** /kæn; kən/ *modal v.* 能; 会 p.S12
- Can I help you? 我能帮您吗? p.38
- card** /kɑ:(r)d/ *n.* 卡片 p.16
- carrot** /'kærət/ *n.* 胡萝卜 p.33
- chair** /tʃeə(r)/, /tʃer/ *n.* 椅子 p.19
- chicken** /'tʃɪkɪn/ *n.* 鸡肉 p.33
- China** /'tʃaɪnə/ 中国 p.5
- Chinese** /tʃaɪ'ni:z/ *n.* 语文; 汉语
adj. 汉语的; 中国的 p.49
- class** /klɑ:s/, /klæs/ *n.* 班级; 课 p.29
- classmate** /'klɑ:smeɪt/, /'klæsmeɪt/
n. 同班同学 p.29
- classroom** /'klɑ:sru:m/, /'klæsru:m/
n. 教室 p.17
- clock** /klɒk/, /klɑ:k/ *n.* 时钟 p.22
- clothes** /kləʊðz, kləʊz/
n. (*pl.*) 衣服; 服装 p.41
- color** /'kɒlə(r)/ *n.* (= colour) 颜色 p.S9
- come** /kʌm/ *v.* 来; 来到 p.20
- come on 快点儿 p.20
- computer** /kəm'pjʊ:tə(r)/
n. 计算机; 电脑 p.16
- cool** /ku:l/ *adj.* 妙极的; 酷的 p.52
- cousin** /'kʌzn/ *n.* 堂兄(弟、姊、
妹); 表兄(弟、姊、妹) p.10
- cup** /kʌp/ *n.* 杯子 p.S5
- D**
- dad** /dæd/ *n.* 爸爸 p.10
- daughter** /'dɔ:tə(r)/ *n.* 女儿 p.10
- day** /deɪ/ *n.* 一天; 一日; 白天 p.8
- dear** /dɪə(r)/, /dɪr/ *adj.* 亲爱的 p.47
- December** /dɪ'sembə(r)/ *n.* 十二月 p.43
- desk** /desk/ *n.* 书桌 p.20
- dictionary** /'dɪkʃənri/, /'dɪkʃənəri/
n. 词典; 字典 p.13
- difficult** /'dɪfɪkəlt/ *adj.* 困难的 p.28
- dinner** /'dɪnə(r)/ *n.* (中午或晚上吃的)
正餐 p.32
- do** /duː; də/ (第三人称单数形式
does /dʌz/) *aux v. & v.* 用于构成
否定句和疑问句; 做; 干 p.25
- dog** /dɒg/, /dɔ:g/ *n.* 狗 p.11
- dollar** /'dɒlə/, /'dɑ:lər/ *n.* 元(美国、
加拿大等国的货币单位, 符号为\$) p.37
- E**
- easy** /'i:zi/ *adj.* 容易的; 不费力的 p.29
- eat** /i:t/ *v.* 吃 p.35
- egg** /eg/ *n.* 蛋; 鸡蛋 p.33
- eight** /eɪt/ *num.* 八 p.4
- eighteen** /eɪ'ti:n/ *num.* 十八 p.40
- eighth** /eɪθ/ *num.* 第八 p.45
- eleven** /ɪ'levən/ *num.* 十一 p.40
- e-mail** /'i:meɪl/ (= email)
v. 给……发电子邮件; 用电邮发送
n. 电子邮件 p.17
- English** /'ɪŋɡlɪʃ/ *n.* 英语
adj. 英格兰的; 英语的 p.S5
- eraser** /'ɪreɪzə(r)/, /'ɪreɪsər/ *n.* 橡皮 p.13

- evening** /'i:vnɪŋ/ *n.* 晚上; 傍晚 p.S3
- everywhere** /'evriweə(r)/, /'evriwɛr/
adv. 处处; 到处; 各个地方 p.23
- excuse** /ɪk'skju:z/ *v.* 原谅; 宽恕 p.14
- excuse me 劳驾; 请原谅 p.14
- F**
- family** /'fæməli/ *n.* 家; 家庭 p.7
- fat** /fæt/ *adj.* 肥的; 肥胖的 p.35
- father** /'fɑ:ðə(r)/ *n.* 父亲; 爸爸 p.7
- favorite** /'feɪvərɪt/
adj. & n. (= favourite) 特别喜爱的
(人或事物) p.49
- February** /'februəri/, /'febjuəri/
n. 二月 p.43
- festival** /'festɪvl/ *n.* (音乐、戏剧等
的) 会演节; 节日 p.47
- fifteen** /fɪf'ti:n/ *num.* 十五 p.40
- fifth** /fɪfθ/ *num.* 第五 p.45
- find** /faɪnd/ *v.* (过去式、过去分词
found /faʊnd/) 找到; 发现 p.17
- fine** /faɪn/ *adj.* 健康的; 美好的 p.S3
- finish** /'fɪnɪʃ/ *v.* 完成; 做好 p.53
- first** /fɜ:(r)st/ *adj.* 第一 p.5
- first** /fɜ:(r)st/ *num.* 第一 p.45
- first name 名字 p.5
- five** /faɪv/ *num.* 五 p.4
- food** /fu:d/ *n.* 食物 p.32
- for** /fɔ:(r); fə(r)/ *prep.* 为了; 给; 对 p.14
- for sure 无疑; 肯定 p.50
- four** /fɔ:(r)/ *num.* 四 p.4
- free** /fri:/ *adj.* 空闲的 p.52
- Friday** /'fraɪdeɪ/ *n.* 星期五 p.50
- friend** /frend/ *n.* 朋友 p.5
- from** /frɒm/, /frɑ:m/ *prep.* (表示
开始的时间) 从……开始 p.53
- from ... to ... 从……到…… p.53
- fruit** /fru:t/ *n.* 水果 p.32
- fun** /fʌn/ *adj.* 有趣的; 使人快乐的
n. 乐趣; 快乐 p.28
- G**
- game** /geɪm/ *n.* 游戏; 运动; 比赛 p.16
- geography** /dʒɪ'ɒgrəfi/, /dʒɪ'a:grəfi/
n. 地理(学) p.49
- get** /get/ *v.* 去取(或带来); 得到 p.26
- girl** /gɜ:(r)l/ *n.* 女孩 p.11
- go** /gəʊ/ *v.* 去; 走 p.26
- good** /gʊd/ *adj.* 好的 p.S1
- Good afternoon! 下午好! p.S3
- Good evening! 晚上好! p.S3
- Good morning! 早上好! p.S1
- grandfather** /'grænfɑ:ðə(r)/
n. (外) 祖父; 爷爷; 外公; 姥爷 p.7
- grandma** /'grænmə:/
n. (外) 祖母; 奶奶; 外婆; 姥姥 p.10
- grandmother** /'grænmʌðə(r)/
n. (外) 祖母; 奶奶; 外婆; 姥姥 p.7
- grandpa** /'grænpɑ:/
n. (外) 祖父; 爷爷; 外公; 姥爷 p.10
- grandparent** /'grænpeərənt/,
/'grænperənt/
n. 祖父(母); 外祖父(母) p.7
- great** /greɪt/ *adj.* 美妙的; 伟大的 p.27
- green** /gri:n/ *adj. & n.* 绿色(的) p.S9
- H**
- habit** /'hæbɪt/ *n.* 习惯 p.35
- hamburger** /'hæmbɜ:(r)gə(r)/
n. 汉堡包 p.31

Vocabulary Index

| | | | |
|--|-----------|---|------|
| happy /'hæpi/ <i>adj.</i> 愉快的; 高兴的 | p.44 | I | |
| Happy birthday! 生日快乐! | p.44 | I /aɪ/ <i>pron.</i> 我 | p.S3 |
| has /hæz; hæz/ <i>v.</i> (have的第三人称单数形式) 有 | p.26 | ice-cream /aɪs 'kri:m/ <i>n.</i> 冰激凌 | p.31 |
| hat /hæt/ <i>n.</i> 帽子 | p.20 | ID card 学生卡; 身份证 | p.16 |
| have /hæv/ <i>v.</i> 经受; 经历 | p.8 | in /ɪn/ <i>prep.</i> (表示使用语言、材料等) 用; 以 | p.S5 |
| have /hæv; həv/ <i>v.</i> 有 | p.25 | in /ɪn/ <i>prep.</i> 在……里 | p.17 |
| Have a good day! (表示祝愿) 过得愉快! | p.8 | in English 用英语 | p.S5 |
| Have a good time! (表示祝愿) 过得愉快! | p.47 | interesting /'ɪntrəstɪŋ/ <i>adj.</i> 有趣的 | p.28 |
| he /hi:/ <i>pron.</i> 他 | p.2 | is /ɪz/ <i>v.</i> 是 | p.S5 |
| head /hed/ <i>n.</i> 头 | p.20 | it /ɪt/ <i>pron.</i> 它 | p.S5 |
| healthy /'helθi/ <i>adj.</i> 健康的 | p.35 | J | |
| hello /hə'ləʊ/ <i>interj.</i> 你好; 喂 | p.S1 | jacket /'dʒækɪt/ <i>n.</i> 夹克衫; 短上衣 | p.S5 |
| help /help/ <i>v. & n.</i> 帮助; 援助 | p.14 | January /'dʒænjuəri/, /'dʒænjuəri/ | |
| her /hɜ:(r)/ <i>pron.</i> 她的 | p.2 | <i>n.</i> 一月 | p.43 |
| here /hɪə(r)/, /hɪr/ <i>adv.</i> (用以介绍某人或某物) 这就是; 在这里 | p.11 | July /dʒu'lai/ <i>n.</i> 七月 | p.43 |
| Here you are. 给你。 | p.38 | June /dʒu:n/ <i>n.</i> 六月 | p.43 |
| hers /hɜ:(r)z/ <i>pron.</i> 她的 | p.13 | K | |
| hey /hei/ <i>interj.</i> 嘿; 喂 | p.26 | key /ki:/ <i>n.</i> 钥匙 | p.S5 |
| hi /haɪ/ <i>interj.</i> (用于打招呼) 嗨; 喂 | p.S1 | know /nəʊ/ <i>v.</i> 知道; 了解 | p.21 |
| his /hɪz/ <i>pron.</i> 他的 | p.2, p.13 | L | |
| history /'hɪstri/ <i>n.</i> 历史 | p.49 | last /lɑ:st/, /læst/ | |
| hour /'aʊə(r)/ <i>n.</i> 小时 | p.53 | <i>adj.</i> 最后的; 末尾的 | p.5 |
| how /haʊ/ <i>adv.</i> 怎样; 如何 | p.S3 | last name 姓 | p.5 |
| How about ...? (提出建议) ……怎么样? | p.32 | late /leɪt/ <i>adj.</i> 迟到 | p.26 |
| How are you? 你好吗? | p.S3 | lesson /'lesn/ <i>n.</i> 课; 一节课 | p.53 |
| How much ...? (购物时) ……多少钱? | p.37 | let /let/ <i>v.</i> 允许; 让 | p.26 |
| How old ...? ……多大年纪? ……几岁了? | p.44 | let's = let us | p.26 |
| | | library /'laɪbrəri/, /'laɪbreri/ | |
| | | <i>n.</i> 图书馆 | p.17 |
| | | like /laɪk/ <i>v.</i> 喜欢; 喜爱 | p.29 |

- long** /lɒŋ/, /lɔ:ŋ/ *adj.* 长的 p.38
- look** /lʊk/ *v.* 看; 看上去 p.38
- lost** /lɒst/, /lɔ:st/ *v.* (动词lose /lu:z/ 的过去式) 遗失; 丢失 p.17
- love** /lʌv/ *v. & n.* 爱; 喜爱 p.29
- lunch** /lʌntʃ/ *n.* 午餐 p.34
- M**
- map** /mæp/ *n.* 地图 p.55
- March** /mɑ:(r)tʃ/ *n.* 三月 p.43
- math** /mæθ/ *n.* (= maths) 数学 p.49
- May** /meɪ/ *n.* 五月 p.43
- me** /mi:/ *pron.* (I的宾格) 我 p.14
- meet** /mi:t/ *v.* 遇见; 相逢 p.1
- middle** /'mɪdl/ *adj.* 中间的 *n.* 中间 p.6
- middle school 中学; 初中 p.6
- milk** /mɪlk/ *n.* 牛奶 p.31
- mine** /maɪn/ *pron.* 我的 p.13
- model** /'mɒdl/, /'mɑ:dl/ *n.* 模型 p.22
- model plane 飞机模型 p.22
- mom** /mɒm/, /mɑ:m/ *n.* (= mum) 妈妈 p.10
- Monday** /'mʌndeɪ/ *n.* 星期一 p.50
- month** /mʌnθ/ *n.* 月; 月份 p.43
- morning** /'mɔ:(r)nɪŋ/ *n.* 早晨; 上午 p.51
- mother** /'mʌðə(r)/ *n.* 母亲; 妈妈 p.7
- Mr.** /'mɪstə(r)/ (用于男子的姓氏或姓名前) 先生 p.41
- Mrs.** /'mɪsɪz/ (用于女子的姓氏或姓名前) 太太; 夫人 p.53
- Ms.** /mɪz/ (用于女子的姓氏或姓名前, 不指明婚否) 女士 p.1
- much** /mʌtʃ/ *pron. & adj.* 许多; 大量; 多少 p.37
- music** /'mju:zɪk/ *n.* 音乐; 乐曲 p.49
- must** /mʌst/ *modal v.* 必须 p.17
- my** /maɪ/ *pron.* 我的 p.S12
- N**
- name** /neɪm/ *n.* 名字; 名称 p.1
- need** /ni:d/ *v.* 需要 p.38
- next** /nekst/ *adj. & n.* 下一个(的); 接下来(的) p.11
- nice** /naɪs/ *adj.* 令人愉快的; 宜人的 p.1
- nine** /naɪn/ *num.* 九 p.4
- ninth** /naɪnθ/ *num.* 第九 p.45
- no** /nəʊ/ *adv. & adj.* 不; 没有; 不是 p.2
- not** /nɒt/, /nɑ:t/ *adv.* 不; 没有 p.2
- notebook** /'nəʊtbʊk/ *n.* 笔记本 p.16
- November** /nəʊ'vembə(r)/ *n.* 十一月 p.43
- now** /naʊ/ *adv.* 现在; 目前 p.S12
- number** /'nʌmbə(r)/ *n.* 号码; 数字 p.4
- O**
- October** /ɒk'təʊbə/, /ɑ:k'təʊbər/ *n.* 十月 p.43
- of** /ɒv; əv/, /ʌv; əv/ *prep.* 属于(某人或某物); 关于(某人或某物) p.11
- oh /əʊ/ *interj.* 哦; 啊 p.7
- OK** /əʊ'keɪ/ *adj. & adv.* 安然无恙 p.S3
- old** /əʊld/ *adj.* 年老的; 旧的 p.44
- on** /ɒn/, /ɑ:n/ *prep.* 在……上 p.19
- one** /wʌn/ *num.* 一 p.4
- only** /'əʊnli/ *adv.* 只; 仅 p.29
- orange** /'ɒrɪndʒ/, /'ɔ:rɪndʒ/ *n.* 橙子 p.S5
- our** /ɑ:(r), 'aʊə(r)/ *pron.* 我们的 p.23
- P**
- P.E.** /pi:'i:/ *n.* (= physical education) 体育 p.49

Vocabulary Index

- P.M. /pi:'em/ (= p.m.) 下午; 午后 p.52
- pair /peə(r)/, /per/ *n.* 一双; 一对 p.38
- parent /'peərənt/, /'perənt/
n. 父(母)亲 p.7
- party /'pɑ:(r)ti/ *n.* 聚会 p.44
- pear /peə(r)/, /per/ *n.* 梨 p.31
- pen /pen/ *n.* 笔; 钢笔 p.S5
- pencil /'pensl/ *n.* 铅笔 p.13
- pencil box 铅笔盒; 文具盒 p.13
- phone /fəʊn/ *n.* 电话; 电话机 p.4
- photo /'fəʊtəʊ/ *n.* 照片 p.11
- picture /'pɪktʃə(r)/ *n.* 照片; 图画 p.11
- ping-pong /'pɪŋpɒŋ/, /'pɪŋpɑ:ŋ/
n. 乒乓球 p.25
- plane /pleɪn/ *n.* 飞机 p.22
- play /pleɪ/
v. 参加(比赛或运动); 玩耍 p.27
- player /'pleɪə(r)/ *n.* 播放机 p.22
- please /pli:z/ *interj.* (用于客气地请求或吩咐)请 p.S7
- price /praɪs/ *n.* 价格 p.41
- purple /'pɜ:(r)pl/
adj. & n. 紫色(的) p.S9
- Q**
- question /'kwɛstʃən/ *n.* 问题 p.35
- quilt /kwɪlt/ *n.* 被子; 床罩 p.S5
- R**
- radio /'reɪdiəʊ/
n. 收音机; 无线电广播 p.22
- really /'ri:əli/ *adv.* 真正地 p.35
- red /red/ *adj. & n.* 红色(的) p.S9
- relaxing /rɪ'læksɪŋ/
adj. 轻松的; 令人放松的 p.28
- rice /raɪs/ *n.* 大米; 米饭 p.33
- right /raɪt/ *adj.* 正确的; 适当的 p.32
- ring /rɪŋ/ *n.* 戒指 p.16
- room /ru:m/ *n.* 房间 p.20
- ruler /'ru:lə(r)/ *n.* 尺; 直尺 p.S5
- S**
- salad /'sæləd/ *n.* 沙拉 p.31
- sale /seɪl/ *n.* 特价销售; 出售 p.41
- same /seɪm/ *adj.* 相同的 p.29
- Saturday /'sætə(r)deɪ/ *n.* 星期六 p.50
- say /seɪ/ *v.* 说; 讲 p.S12
- school /sku:l/ *n.* 学校 p.6
- schoolbag /'sku:lbæg/ *n.* 书包 p.13
- science /'saɪəns/ *n.* 科学 p.49
- second /'sekənd/ *num.* 第二 p.45
- see /si:/ *v.* 理解; 明白 p.S12
- See you! 再见! p.44
- sell /sel/ *v.* 出售; 销售; 卖 p.41
- September /sep'tembə(r)/ *n.* 九月 p.43
- set /set/ *n.* 一套; 一副; 一组 p.18
- seven /'sevən/ *num.* 七 p.4
- she /ʃi:/ *pron.* 她 p.2
- shoe /ʃu:/ *n.* 鞋 p.37
- short /ʃɔ:(r)t/ *adj.* 短的; 矮的 p.38
- shorts /ʃɔ:(r)ts/ *n. (pl.)* 短裤 p.37
- sister /'sɪstə(r)/ *n.* 姐; 妹 p.7
- six /sɪks/ *num.* 六 p.4
- skirt /skɜ:(r)t/ *n.* 裙子 p.37
- small /smɔ:l/ *adj.* 小的; 小号的 p.38
- so /səʊ/ *conj.* (引出评论或问题)那么 p.33
- soccer /'sɒkə(r)/, /'sɑ:kə(r)/
n. (英式)足球 p.25
- soccer ball (英式)足球 p.25

| | | | |
|--|------|--|-------|
| sock /sɒk/, /sɑ:k/ <i>n.</i> 短袜 | p.37 | thank you for ... 为……而感谢你(们) | p.14 |
| sofa /'səʊfə/ <i>n.</i> 沙发 | p.19 | thanks /θæŋks/ <i>interj. & n.</i> 感谢; 谢谢 | p.S3 |
| some /sʌm/ <i>adj.</i> 一些; 某些 <i>pron.</i> 有些; 有的 | p.17 | that /ðæt/ <i>pron.</i> 那; 那个 | p.S5 |
| son /sʌn/ <i>n.</i> 儿子 | p.10 | the /ði; ðə/ <i>art.</i> 指已提到或易领会 到的人或事物 | p.S11 |
| sound /saʊnd/ <i>v.</i> 听起来好像 | p.27 | their /ðeə(r)/, /ðer/ <i>pron.</i> 他(她、它)们的 | p.20 |
| spell /spel/ <i>v.</i> 用字母拼; 拼写 | p.S7 | them /ðem; ðəm/ <i>pron.</i> (they的宾格) 他(她、它)们 | p.29 |
| sport /spɔ:(r)t/ <i>n.</i> 体育运动 | p.29 | then /ðen/ <i>adv.</i> 那么 | p.32 |
| star /stɑ:(r)/ <i>n.</i> 明星; 星星 | p.35 | there /ðeə(r)/, /ðer/ <i>adv.</i> (在)那里 | p.48 |
| store /stɔ:(r)/ <i>n.</i> 商店 | p.41 | these /ði:z/ <i>pron.</i> 这些 | p.7 |
| strawberry /'strɔ:bəri/, /'strɔ:beri/ <i>n.</i> 草莓 | p.31 | they /ðeɪ/ <i>pron.</i> 他(她、它)们 | p.8 |
| student /'stju:dnt/, /'stu:dnt/ <i>n.</i> 学生 | p.47 | thing /θɪŋ/ <i>n.</i> 东西; 事情 | p.47 |
| subject /'sʌbdʒɪkt/ <i>n.</i> 学科; 科目 | p.49 | think /θɪŋk/ <i>v.</i> 认为; 想; 思考 | p.20 |
| Sunday /'sʌndeɪ/ <i>n.</i> 星期日 | p.52 | think about 思考; 思索 | p.32 |
| sure /ʃʊə(r)/, /ʃʊr/ <i>adv.</i> 当然; 肯定; 一定 | p.32 | third /θɜ:(r)d/ <i>num.</i> 第三 | p.45 |
| sweater /'swetə(r)/ <i>n.</i> 毛衣 | p.37 | thirteen /θɜ:(r)'ti:n/ <i>num.</i> 十三 | p.40 |
| T | | thirty /'θɜ:(r)ti/ <i>num.</i> 三十 | p.40 |
| table /'teɪbl/ <i>n.</i> 桌子 | p.19 | this /ðɪs/ <i>pron.</i> 这; 这个 | p.S5 |
| take /teɪk/ <i>v.</i> 买下; 拿; 取 | p.38 | those /ðəʊz/ <i>pron.</i> 那些 | p.7 |
| tape /teɪp/ <i>n.</i> 磁带; 录音带; 录像带 | p.22 | three /θri:/ <i>num.</i> 三 | p.4 |
| tape player 磁带播放机 | p.22 | Thursday /'θɜ:(r)zdeɪ/ <i>n.</i> 星期四 | p.52 |
| teacher /'ti:tʃə(r)/ <i>n.</i> 老师; 教师 | p.14 | tidy /'taɪdi/ <i>adj.</i> 整洁的; 井井有条的 | p.23 |
| telephone /'telɪfəʊn/ <i>n.</i> 电话; 电话机 | p.4 | time /taɪm/ <i>n.</i> 时间 | p.47 |
| telephone/phone number 电话号码 | p.4 | to /tu:; tə/ 常用于原形动词之前, 表示 该动词为不定式 | p.1 |
| ten /ten/ <i>num.</i> 十 | p.40 | tomato /tə'mɑ:təʊ/, /tə'meɪtəʊ/ <i>n.</i> 西红柿 | p.31 |
| tennis /'tenɪs/ <i>n.</i> 网球 | p.25 | too /tu:/ <i>adv.</i> 也; 又; 太 | p.1 |
| term /tɜ:(r)m/ <i>n.</i> 学期 | p.47 | trip /trɪp/ <i>n.</i> 旅游; 旅行 | p.46 |
| test /test/ <i>n.</i> 测验; 检查 | p.46 | trousers /'traʊzə(r)z/ <i>n.</i> (pl.) 裤子 | p.37 |
| thank /θæŋk/ <i>v.</i> 感谢; 谢谢 | p.14 | | |

Vocabulary Index

- T-shirt** /'ti:ʃɜ:(r)t/ *n.* T恤衫 p.37
- Tuesday** /'tju:zdeɪ/, /'tu:zdeɪ/
n. 星期二 p.52
- TV** /,ti:'vi:/ *n.* (= television /'telɪvɪʒn/) 电视; 电视机 p.28
- twelfth** /twelfθ/ *num.* 第十二 p.45
- twelve** /twelv/ *num.* 十二 p.40
- twentieth** /'twentiəθ/ *num.* 第二十 p.45
- twenty** /'twenti/ *num.* 二十 p.40
- two** /tu:/ *num.* 二 p.4
- U**
- uncle** /'ʌŋkl/ *n.* 舅父; 叔父; 伯父; 姑父; 姨父 p.10
- under** /'ʌndə(r)/ *prep.* 在……下 p.19
- us** /ʌs; əs/ *pron.* (we 的宾格) 我们 p.26
- useful** /'ju:sfl/ *adj.* 有用的; 有益的 p.53
- V**
- vegetable** /'vedʒtəbl/ *n.* 蔬菜 p.32
- very** /'veri/ *adv.* 很; 非常 p.41
- volleyball** /'vɒlibɔ:l/, /'vɑ:libɔ:l/
n. 排球 p.25
- W**
- want** /wɒnt/, /wɑ:nt/ *v.* 需要; 想要 p.35
- watch** /wɒtʃ/, /wɑ:tʃ/ *n.* 表; 手表 p.16
- watch** /wɒtʃ/, /wɑ:tʃ/ *v.* 注视; 观看 p.28
- watch TV 看电视 p.28
- we** /wi:/ *pron.* 我们 p.26
- Wednesday** /'wenzdeɪ/ *n.* 星期三 p.52
- week** /wi:k/ *n.* 周; 星期 p.32
- welcome** /'welkəm/ *adj.* 受欢迎的 p.14
- well** /wel/ *interj.* 嗯; 好吧 p.8
- well** /wel/ *adv.* 好; 令人满意地 p.35
- what** /wɒt/, /wɑ:t/ *pron. & adj.* 什么 p.S5
- What about ...? (询问消息或提出建议) ……怎么样? ……好吗? p.14
- when** /wen/ *adv.* (疑问副词) 什么时候 p.43
- where** /weə(r)/, /wer/ *adv.* 在哪里; 到哪里 p.19
- white** /waɪt/ *adj. & n.* 白色(的) p.S9
- who** /hu:/ *pron.* 谁; 什么人 p.7
- why** /waɪ/ *adv.* 为什么 p.50
- with** /wɪð, wɪθ/ *prep.* 和……在一起; 带有; 使用 p.29
- woman** /'wʊmən/ *n.* (*pl.* women /'wɪmɪn/) 女子 p.38
- Y**
- yeah** /jeə/ *interj.* 是的; 对 p.20
- yellow** /'jeləʊ/ *adj. & n.* 黄色(的) p.S9
- yes** /jes/ *interj.* 是的; 可以 p.2
- you** /ju:/ *pron.* 你; 你们 p.S3
- You're welcome. 别客气。 p.14
- your** /jɔ:(r)/ *pron.* 你的; 你们的 p.1
- yours** /jɔ:(r)z/ *pron.* 你的; 你们的 p.14
- Z**
- zero** /'zɪərəʊ/, /'zɪrəʊ/ *num.* 零 p.4

Name List

| | |
|---------------------------|--------------------------------|
| Alan /'ælən/ 艾伦 (男名) | Helen /'helən/ 海伦 (女名) |
| Alice /'ælis/ 艾丽斯 (女名) | Jack /dʒæk/ 杰克 (男名) |
| Anna /'ænə/ 安娜 (女名) | Jane /dʒeɪn/ 简 (女名) |
| Bill /bɪl/ 比尔 (男名) | Jenny /'dʒeni/ 珍妮 (女名) |
| Bob /bɒb/, /bɑ:b/ 鲍勃 (男名) | John /dʒɒn/, /dʒɑ:n/ 约翰 (男名) |
| Brown /braʊn/ 布朗 (姓) | Kate /keɪt/ 凯特 (女名) |
| Cindy /'sɪndi/ 辛迪 (女名) | Linda /'lɪndə/ 琳达 (女名) |
| Dale /deɪl/ 戴尔 (男名) | Mary /'meəri/, /'meri/ 玛丽 (女名) |
| David /'deɪvɪd/ 戴维 (男名) | Mike /maɪk/ 迈克 (男名) |
| Eric /'erɪk/ 埃里克 (男名) | Miller /'mɪlə(r)/ 米勒 (姓) |
| Frank /fræŋk/ 弗兰克 (男名) | Paul /pɔ:l/ 保罗 (男名) |
| Gina /'dʒi:nə/ 吉娜 (女名) | Sally /'sæli/ 萨莉 (女名) |
| Grace /greɪs/ 格雷丝 (女名) | Smith /smɪθ/ 史密斯 (姓) |
| Green /gri:n/ 格林 (姓) | Tom /tɒm/, /tɑ:m/ 汤姆 (男名) |

人民教育出版社

人民教育出版社

后 记

本册教科书是人民教育出版社课程教材研究所英语课程教材研究开发中心依据教育部《义务教育英语课程标准》（2011年版）与美国圣智学习集团合作编写的，经国家基础教育课程教材专家工作委员会2012年审查通过。

本册教科书集中反映了基础教育教科书研究与实验的成果，凝聚了参与课改实验的教育专家、学科专家、教研人员以及一线教师的集体智慧。我们感谢所有对教科书的编写、出版提供过帮助与支持的同仁和社会各界朋友。

本册教科书出版之前，我们通过多种渠道与教科书选用作品（包括照片、画作）的作者进行了联系，得到了他们的大力支持。对此，我们表示衷心的感谢！但仍有部分作者未能取得联系，恳请入选作品的作者与我们联系，以便支付稿酬。

我们真诚地希望广大教师、学生及家长在使用本册教科书的过程中提出宝贵意见，并将这些意见和建议及时反馈给我们。让我们携起手来，共同完成义务教育教材建设工作！

联系方式

电 话：010-58758281

电子邮箱：jcfk@pep.com.cn

人民教育出版社 课程教材研究所
英语课程教材研究开发中心
2012年5月

人民教育出版社

人民教育出版社